

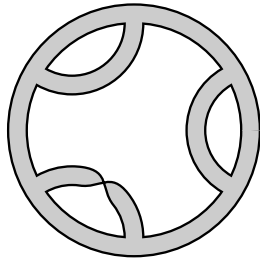
Name: \_\_\_\_\_

Second Exam AA, Surfaces and Knots, Dave Bayer, April 2, 2002


For each surface diagram shown below, circle the name of the surface it represents.




S T P P#P P#P#P




S T P P#P P#P#P



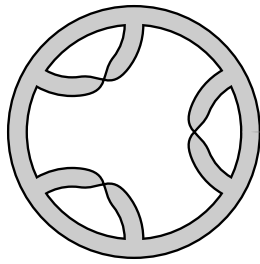
S T P P#P P#P#P



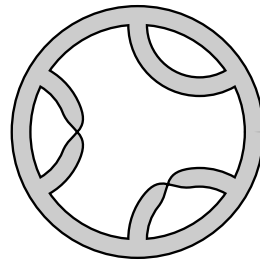
S T P P#P P#P#P




S T P P#P P#P#P




S T P P#P P#P#P




S T P P#P P#P#P




S T P P#P P#P#P




S T P P#P P#P#P




S T P P#P P#P#P




S T P P#P P#P#P




S T P P#P P#P#P




S T P P#P P#P#P




S T P P#P P#P#P



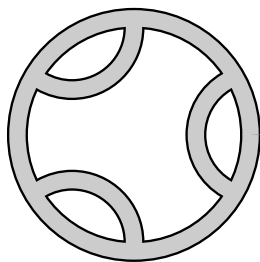
S T P P#P P#P#P




S T P P#P P#P#P




S T P P#P P#P#P



S T P P#P P#P#P



S T P P#P P#P#P




S T P P#P P#P#P


Name: \_\_\_\_\_

Second Exam AB, Surfaces and Knots, Dave Bayer, April 2, 2002


For each surface diagram shown below, circle the name of the surface it represents.



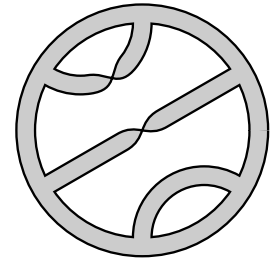
S T P P#P P#P#P




S T P P#P P#P#P



S T P P#P P#P#P




S T P P#P P#P#P



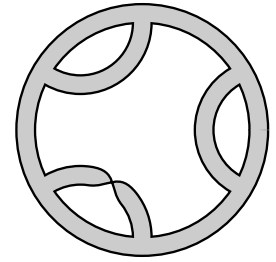
S T P P#P P#P#P




S T P P#P P#P#P




S T P P#P P#P#P




S T P P#P P#P#P




S T P P#P P#P#P




S T P P#P P#P#P




S T P P#P P#P#P



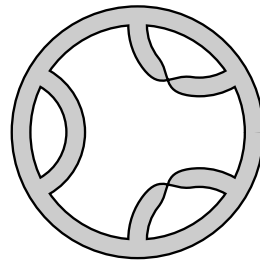
S T P P#P P#P#P




S T P P#P P#P#P




S T P P#P P#P#P



S T P P#P P#P#P




S T P P#P P#P#P




S T P P#P P#P#P



S T P P#P P#P#P



S T P P#P P#P#P




S T P P#P P#P#P


Name: \_\_\_\_\_

Second Exam AC, Surfaces and Knots, Dave Bayer, April 2, 2002


For each surface diagram shown below, circle the name of the surface it represents.




S T P P#P P#P#P




S T P P#P P#P#P




S T P P#P P#P#P




S T P P#P P#P#P



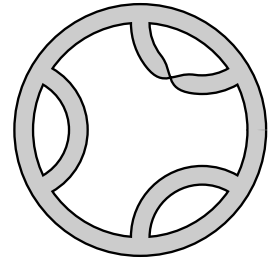
S T P P#P P#P#P




S T P P#P P#P#P



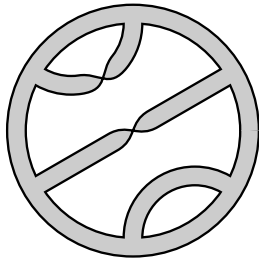
S T P P#P P#P#P



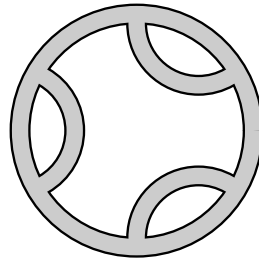
S T P P#P P#P#P




S T P P#P P#P#P




S T P P#P P#P#P




S T P P#P P#P#P




S T P P#P P#P#P




S T P P#P P#P#P



S T P P#P P#P#P




S T P P#P P#P#P




S T P P#P P#P#P



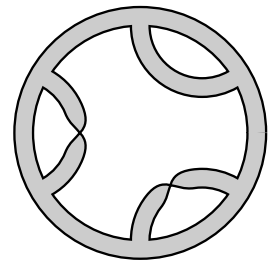
S T P P#P P#P#P



S T P P#P P#P#P



S T P P#P P#P#P




S T P P#P P#P#P


Name: \_\_\_\_\_

Second Exam AD, Surfaces and Knots, Dave Bayer, April 2, 2002


For each surface diagram shown below, circle the name of the surface it represents.



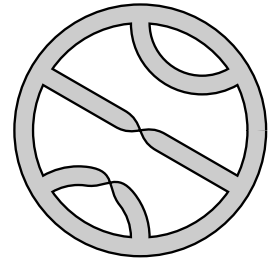
S T P P#P P#P#P



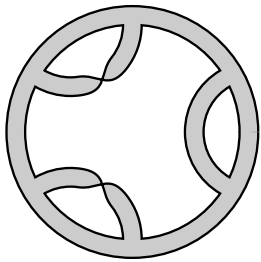
S T P P#P P#P#P



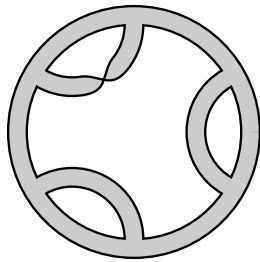
S T P P#P P#P#P




S T P P#P P#P#P




S T P P#P P#P#P



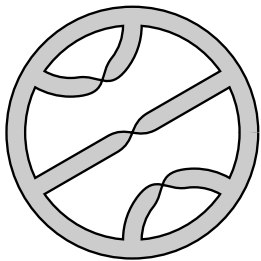
S T P P#P P#P#P



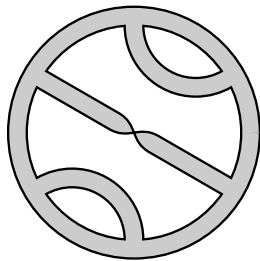
S T P P#P P#P#P



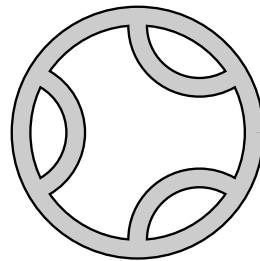
S T P P#P P#P#P




S T P P#P P#P#P



S T P P#P P#P#P



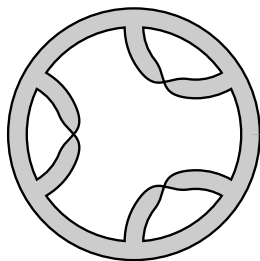
S T P P#P P#P#P




S T P P#P P#P#P




S T P P#P P#P#P




S T P P#P P#P#P




S T P P#P P#P#P




S T P P#P P#P#P




S T P P#P P#P#P



S T P P#P P#P#P



S T P P#P P#P#P




S T P P#P P#P#P


Name: \_\_\_\_\_

Second Exam AE, Surfaces and Knots, Dave Bayer, April 2, 2002


For each surface diagram shown below, circle the name of the surface it represents.




S T P P#P P#P#P




S T P P#P P#P#P




S T P P#P P#P#P



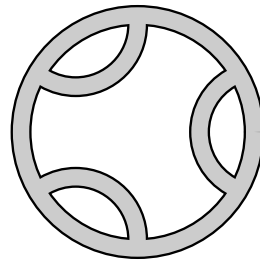
S T P P#P P#P#P



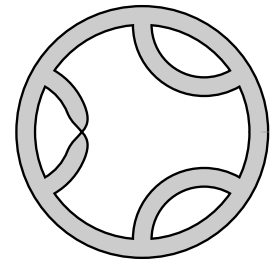
S T P P#P P#P#P




S T P P#P P#P#P




S T P P#P P#P#P




S T P P#P P#P#P




S T P P#P P#P#P



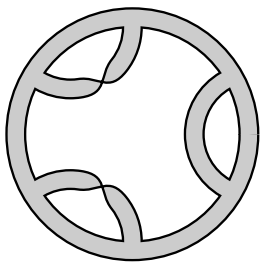
S T P P#P P#P#P



S T P P#P P#P#P




S T P P#P P#P#P




S T P P#P P#P#P




S T P P#P P#P#P




S T P P#P P#P#P



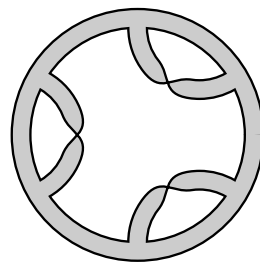
S T P P#P P#P#P




S T P P#P P#P#P



S T P P#P P#P#P



S T P P#P P#P#P




S T P P#P P#P#P


Name: \_\_\_\_\_

Second Exam AF, Surfaces and Knots, Dave Bayer, April 2, 2002


For each surface diagram shown below, circle the name of the surface it represents.




S T P P#P P#P#P




S T P P#P P#P#P




S T P P#P P#P#P




S T P P#P P#P#P




S T P P#P P#P#P




S T P P#P P#P#P



S T P P#P P#P#P




S T P P#P P#P#P



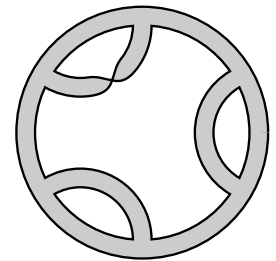
S T P P#P P#P#P




S T P P#P P#P#P




S T P P#P P#P#P




S T P P#P P#P#P




S T P P#P P#P#P



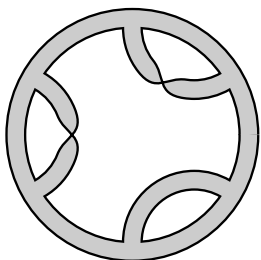
S T P P#P P#P#P




S T P P#P P#P#P




S T P P#P P#P#P




S T P P#P P#P#P



S T P P#P P#P#P



S T P P#P P#P#P




S T P P#P P#P#P


Name: \_\_\_\_\_

Second Exam AG, Surfaces and Knots, Dave Bayer, April 2, 2002


For each surface diagram shown below, circle the name of the surface it represents.



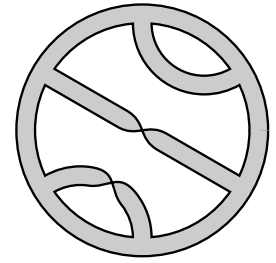
S T P P#P P#P#P




S T P P#P P#P#P



S T P P#P P#P#P




S T P P#P P#P#P




S T P P#P P#P#P




S T P P#P P#P#P




S T P P#P P#P#P



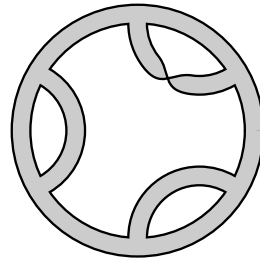
S T P P#P P#P#P




S T P P#P P#P#P




S T P P#P P#P#P




S T P P#P P#P#P




S T P P#P P#P#P



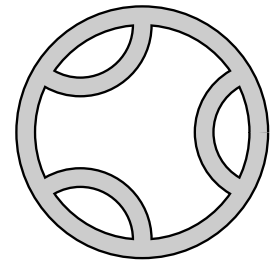
S T P P#P P#P#P




S T P P#P P#P#P




S T P P#P P#P#P




S T P P#P P#P#P




S T P P#P P#P#P



S T P P#P P#P#P



S T P P#P P#P#P




S T P P#P P#P#P


Name: \_\_\_\_\_

Second Exam AH, Surfaces and Knots, Dave Bayer, April 2, 2002

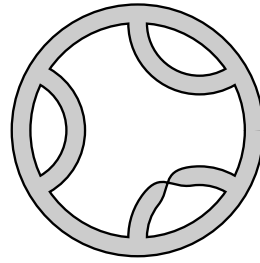
For each surface diagram shown below, circle the name of the surface it represents.




S T P P#P P#P#P




S T P P#P P#P#P



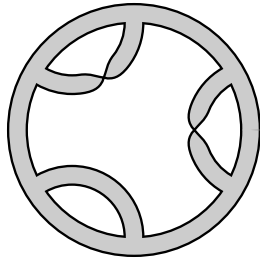
S T P P#P P#P#P




S T P P#P P#P#P




S T P P#P P#P#P




S T P P#P P#P#P




S T P P#P P#P#P




S T P P#P P#P#P




S T P P#P P#P#P



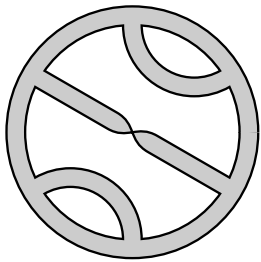
S T P P#P P#P#P




S T P P#P P#P#P




S T P P#P P#P#P




S T P P#P P#P#P




S T P P#P P#P#P




S T P P#P P#P#P



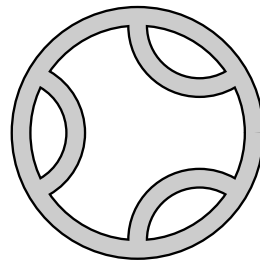
S T P P#P P#P#P



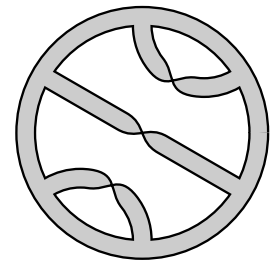
S T P P#P P#P#P



S T P P#P P#P#P



S T P P#P P#P#P



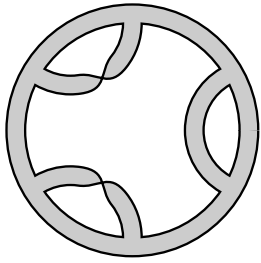
S T P P#P P#P#P




Name: \_\_\_\_\_

Second Exam AI, Surfaces and Knots, Dave Bayer, April 2, 2002


For each surface diagram shown below, circle the name of the surface it represents.




S T P P#P P#P#P




S T P P#P P#P#P




S T P P#P P#P#P



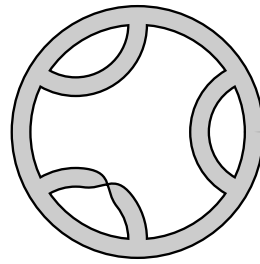
S T P P#P P#P#P




S T P P#P P#P#P




S T P P#P P#P#P




S T P P#P P#P#P




S T P P#P P#P#P




S T P P#P P#P#P



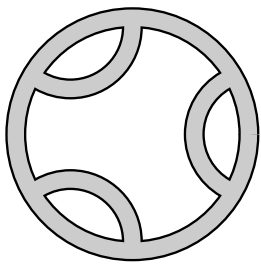
S T P P#P P#P#P



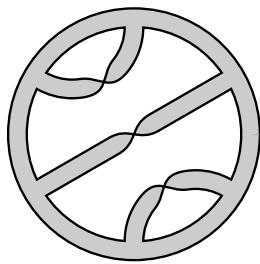
S T P P#P P#P#P




S T P P#P P#P#P




S T P P#P P#P#P




S T P P#P P#P#P



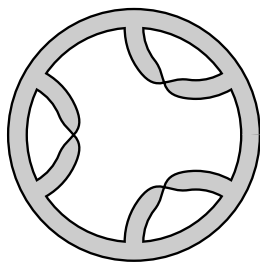
S T P P#P P#P#P




S T P P#P P#P#P




S T P P#P P#P#P



S T P P#P P#P#P



S T P P#P P#P#P




S T P P#P P#P#P


Name: \_\_\_\_\_

Second Exam AJ, Surfaces and Knots, Dave Bayer, April 2, 2002


For each surface diagram shown below, circle the name of the surface it represents.




S T P P#P P#P#P




S T P P#P P#P#P




S T P P#P P#P#P




S T P P#P P#P#P




S T P P#P P#P#P




S T P P#P P#P#P




S T P P#P P#P#P



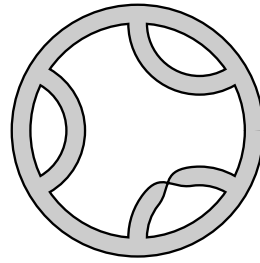
S T P P#P P#P#P




S T P P#P P#P#P



S T P P#P P#P#P




S T P P#P P#P#P



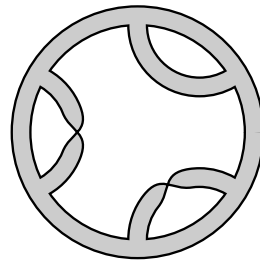
S T P P#P P#P#P




S T P P#P P#P#P




S T P P#P P#P#P




S T P P#P P#P#P



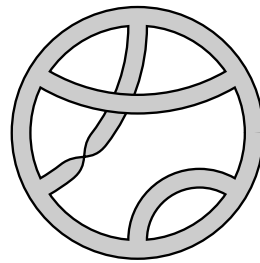
S T P P#P P#P#P




S T P P#P P#P#P



S T P P#P P#P#P



S T P P#P P#P#P




S T P P#P P#P#P

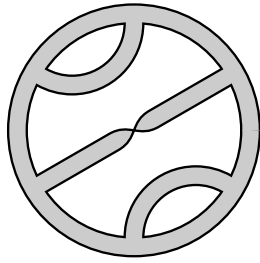
Name: \_\_\_\_\_

Second Exam AK, Surfaces and Knots, Dave Bayer, April 2, 2002


For each surface diagram shown below, circle the name of the surface it represents.




S T P P#P P#P#P




S T P P#P P#P#P




S T P P#P P#P#P




S T P P#P P#P#P




S T P P#P P#P#P




S T P P#P P#P#P




S T P P#P P#P#P




S T P P#P P#P#P




S T P P#P P#P#P



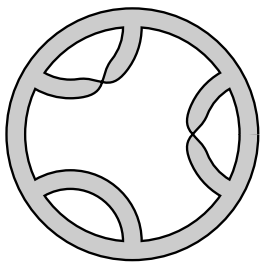
S T P P#P P#P#P



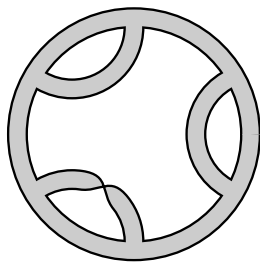
S T P P#P P#P#P




S T P P#P P#P#P



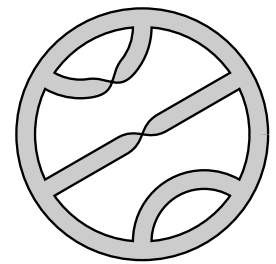
S T P P#P P#P#P




S T P P#P P#P#P




S T P P#P P#P#P



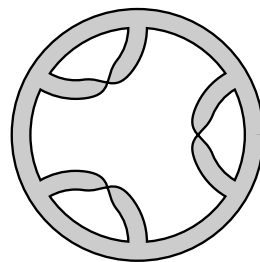
S T P P#P P#P#P




S T P P#P P#P#P



S T P P#P P#P#P



S T P P#P P#P#P




S T P P#P P#P#P


Name: \_\_\_\_\_

Second Exam AL, Surfaces and Knots, Dave Bayer, April 2, 2002


For each surface diagram shown below, circle the name of the surface it represents.




S T P P#P P#P#P



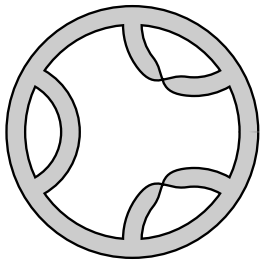
S T P P#P P#P#P




S T P P#P P#P#P




S T P P#P P#P#P



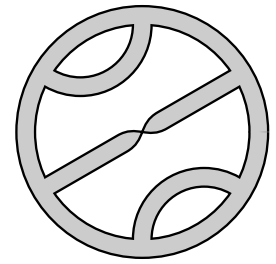
S T P P#P P#P#P



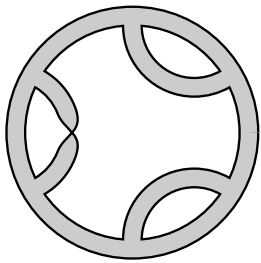
S T P P#P P#P#P




S T P P#P P#P#P




S T P P#P P#P#P



S T P P#P P#P#P




S T P P#P P#P#P



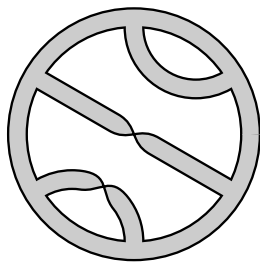
S T P P#P P#P#P




S T P P#P P#P#P




S T P P#P P#P#P




S T P P#P P#P#P




S T P P#P P#P#P




S T P P#P P#P#P



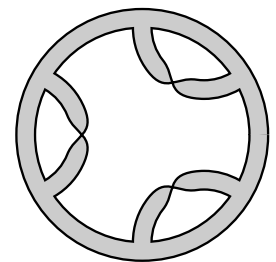
S T P P#P P#P#P



S T P P#P P#P#P



S T P P#P P#P#P




S T P P#P P#P#P


Name: \_\_\_\_\_

Second Exam AM, Surfaces and Knots, Dave Bayer, April 2, 2002


For each surface diagram shown below, circle the name of the surface it represents.




S T P P#P P#P#P



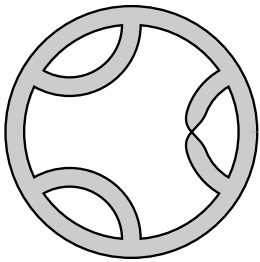
S T P P#P P#P#P



S T P P#P P#P#P




S T P P#P P#P#P




S T P P#P P#P#P




S T P P#P P#P#P



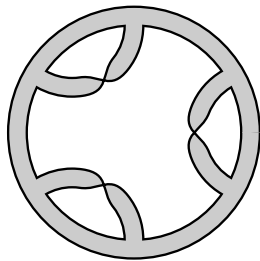
S T P P#P P#P#P




S T P P#P P#P#P




S T P P#P P#P#P



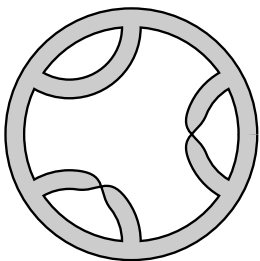
S T P P#P P#P#P




S T P P#P P#P#P




S T P P#P P#P#P




S T P P#P P#P#P




S T P P#P P#P#P



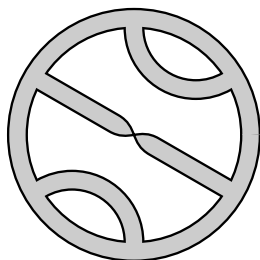
S T P P#P P#P#P




S T P P#P P#P#P




S T P P#P P#P#P



S T P P#P P#P#P



S T P P#P P#P#P




S T P P#P P#P#P


Name: \_\_\_\_\_

Second Exam BA, Surfaces and Knots, Dave Bayer, April 2, 2002

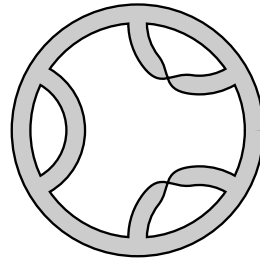
For each surface diagram shown below, circle the name of the surface it represents.




S T P P#P P#P#P



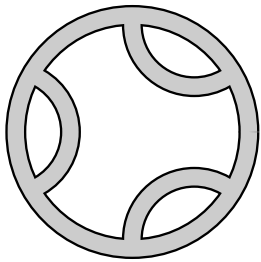
S T P P#P P#P#P




S T P P#P P#P#P




S T P P#P P#P#P




S T P P#P P#P#P



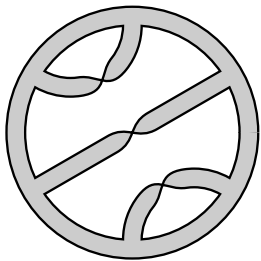
S T P P#P P#P#P




S T P P#P P#P#P




S T P P#P P#P#P



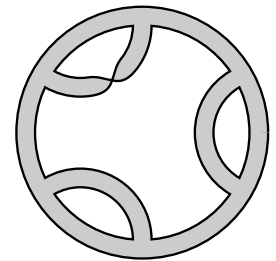
S T P P#P P#P#P




S T P P#P P#P#P




S T P P#P P#P#P




S T P P#P P#P#P




S T P P#P P#P#P




S T P P#P P#P#P




S T P P#P P#P#P




S T P P#P P#P#P



S T P P#P P#P#P



S T P P#P P#P#P



S T P P#P P#P#P




S T P P#P P#P#P


Name: \_\_\_\_\_

Second Exam BB, Surfaces and Knots, Dave Bayer, April 2, 2002


For each surface diagram shown below, circle the name of the surface it represents.



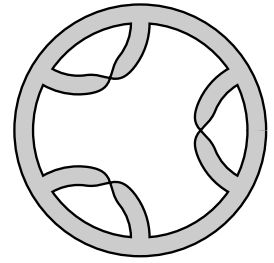
S T P P#P P#P#P




S T P P#P P#P#P




S T P P#P P#P#P




S T P P#P P#P#P



S T P P#P P#P#P




S T P P#P P#P#P



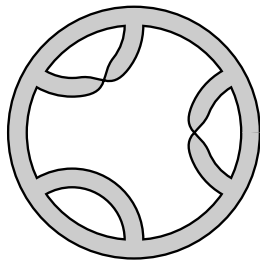
S T P P#P P#P#P



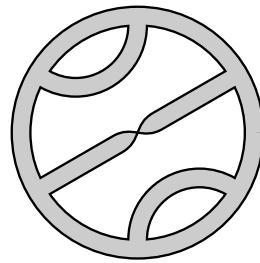
S T P P#P P#P#P




S T P P#P P#P#P



S T P P#P P#P#P




S T P P#P P#P#P



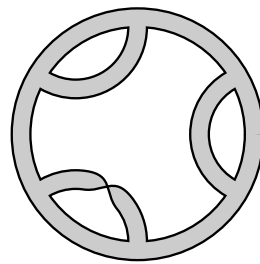
S T P P#P P#P#P




S T P P#P P#P#P




S T P P#P P#P#P




S T P P#P P#P#P




S T P P#P P#P#P



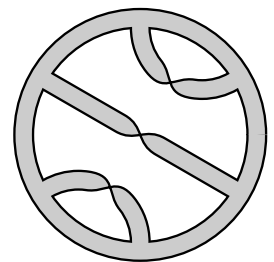
S T P P#P P#P#P



S T P P#P P#P#P



S T P P#P P#P#P




S T P P#P P#P#P

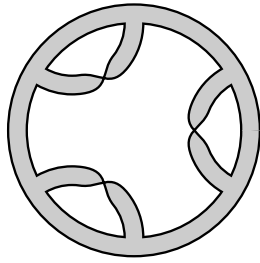
Name: \_\_\_\_\_

Second Exam BC, Surfaces and Knots, Dave Bayer, April 2, 2002


For each surface diagram shown below, circle the name of the surface it represents.



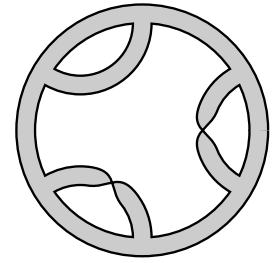
S T P P#P P#P#P



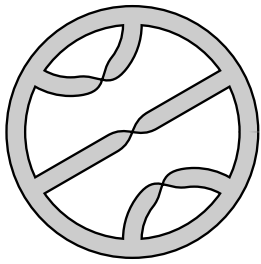
S T P P#P P#P#P



S T P P#P P#P#P




S T P P#P P#P#P




S T P P#P P#P#P




S T P P#P P#P#P




S T P P#P P#P#P



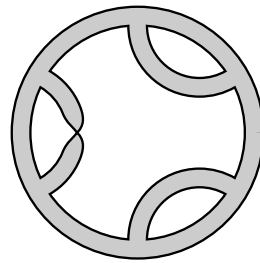
S T P P#P P#P#P




S T P P#P P#P#P




S T P P#P P#P#P




S T P P#P P#P#P




S T P P#P P#P#P




S T P P#P P#P#P




S T P P#P P#P#P



S T P P#P P#P#P




S T P P#P P#P#P



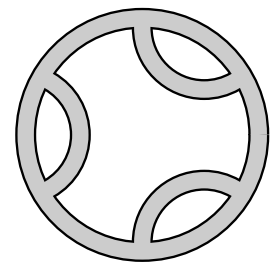
S T P P#P P#P#P



S T P P#P P#P#P



S T P P#P P#P#P



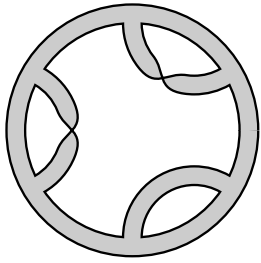
S T P P#P P#P#P




Name: \_\_\_\_\_

Second Exam BD, Surfaces and Knots, Dave Bayer, April 2, 2002


For each surface diagram shown below, circle the name of the surface it represents.



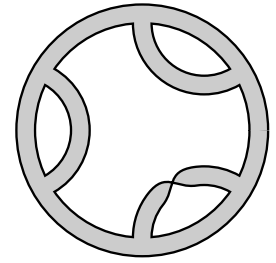
S T P P#P P#P#P




S T P P#P P#P#P




S T P P#P P#P#P




S T P P#P P#P#P




S T P P#P P#P#P




S T P P#P P#P#P




S T P P#P P#P#P



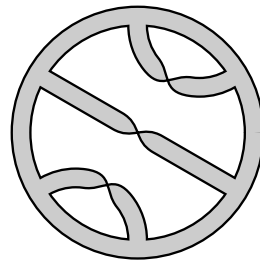
S T P P#P P#P#P




S T P P#P P#P#P




S T P P#P P#P#P




S T P P#P P#P#P




S T P P#P P#P#P



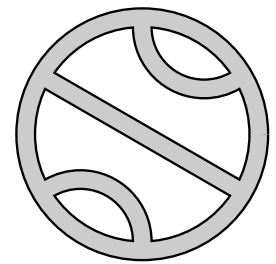
S T P P#P P#P#P




S T P P#P P#P#P



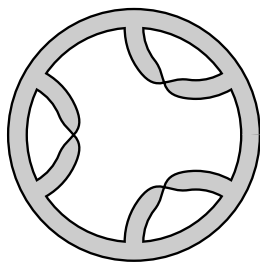
S T P P#P P#P#P




S T P P#P P#P#P




S T P P#P P#P#P



S T P P#P P#P#P



S T P P#P P#P#P




S T P P#P P#P#P


Name: \_\_\_\_\_

Second Exam BE, Surfaces and Knots, Dave Bayer, April 2, 2002


For each surface diagram shown below, circle the name of the surface it represents.



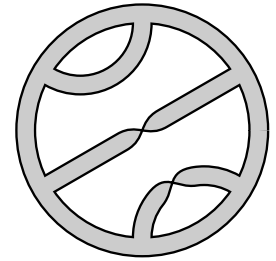
S T P P#P P#P#P




S T P P#P P#P#P




S T P P#P P#P#P




S T P P#P P#P#P




S T P P#P P#P#P




S T P P#P P#P#P




S T P P#P P#P#P




S T P P#P P#P#P




S T P P#P P#P#P



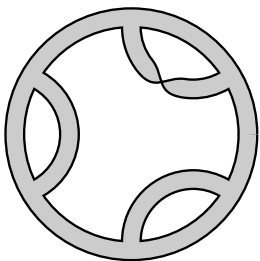
S T P P#P P#P#P




S T P P#P P#P#P




S T P P#P P#P#P




S T P P#P P#P#P



S T P P#P P#P#P




S T P P#P P#P#P




S T P P#P P#P#P



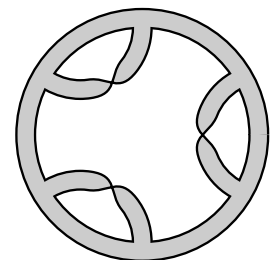
S T P P#P P#P#P



S T P P#P P#P#P



S T P P#P P#P#P



S T P P#P P#P#P


Name: \_\_\_\_\_

Second Exam BF, Surfaces and Knots, Dave Bayer, April 2, 2002


For each surface diagram shown below, circle the name of the surface it represents.




S T P P#P P#P#P




S T P P#P P#P#P



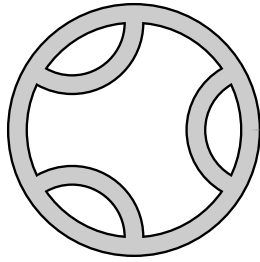
S T P P#P P#P#P




S T P P#P P#P#P




S T P P#P P#P#P



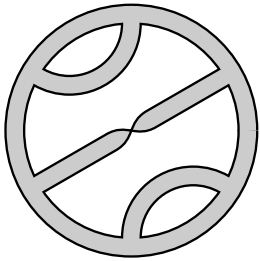
S T P P#P P#P#P




S T P P#P P#P#P




S T P P#P P#P#P




S T P P#P P#P#P




S T P P#P P#P#P




S T P P#P P#P#P




S T P P#P P#P#P




S T P P#P P#P#P



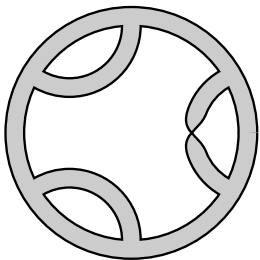
S T P P#P P#P#P



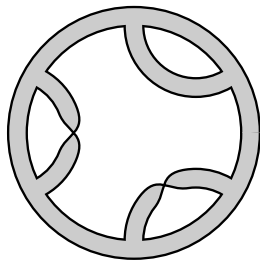
S T P P#P P#P#P



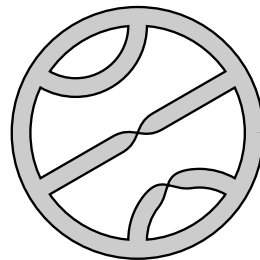
S T P P#P P#P#P



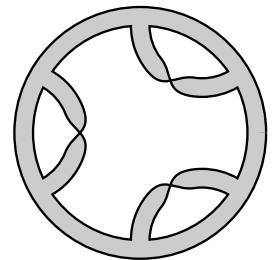
S T P P#P P#P#P



S T P P#P P#P#P



S T P P#P P#P#P




S T P P#P P#P#P


Name: \_\_\_\_\_

Second Exam BG, Surfaces and Knots, Dave Bayer, April 2, 2002


For each surface diagram shown below, circle the name of the surface it represents.




S T P P#P P#P#P




S T P P#P P#P#P



S T P P#P P#P#P




S T P P#P P#P#P




S T P P#P P#P#P



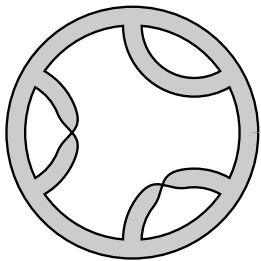
S T P P#P P#P#P




S T P P#P P#P#P




S T P P#P P#P#P




S T P P#P P#P#P



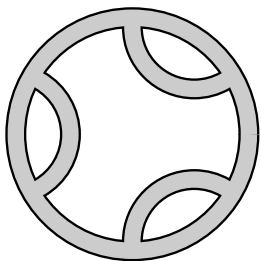
S T P P#P P#P#P



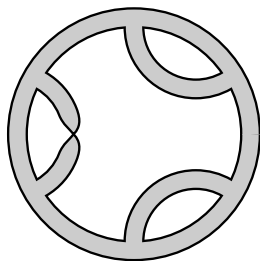
S T P P#P P#P#P




S T P P#P P#P#P




S T P P#P P#P#P




S T P P#P P#P#P




S T P P#P P#P#P




S T P P#P P#P#P



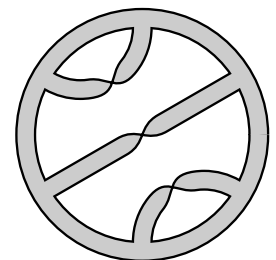
S T P P#P P#P#P



S T P P#P P#P#P



S T P P#P P#P#P




S T P P#P P#P#P

Name: \_\_\_\_\_

Second Exam BH, Surfaces and Knots, Dave Bayer, April 2, 2002


For each surface diagram shown below, circle the name of the surface it represents.




S T P P#P P#P#P




S T P P#P P#P#P




S T P P#P P#P#P




S T P P#P P#P#P




S T P P#P P#P#P



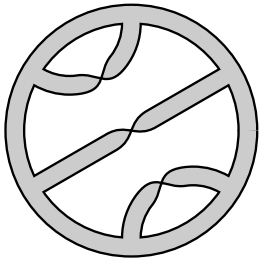
S T P P#P P#P#P




S T P P#P P#P#P




S T P P#P P#P#P




S T P P#P P#P#P




S T P P#P P#P#P



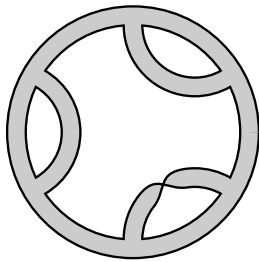
S T P P#P P#P#P




S T P P#P P#P#P



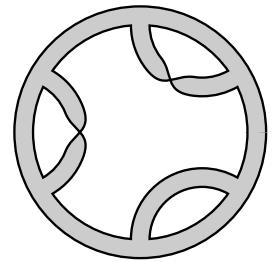
S T P P#P P#P#P




S T P P#P P#P#P




S T P P#P P#P#P




S T P P#P P#P#P



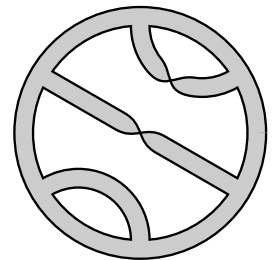
S T P P#P P#P#P



S T P P#P P#P#P



S T P P#P P#P#P




S T P P#P P#P#P


Name: \_\_\_\_\_

Second Exam BI, Surfaces and Knots, Dave Bayer, April 2, 2002


For each surface diagram shown below, circle the name of the surface it represents.




S T P P#P P#P#P




S T P P#P P#P#P



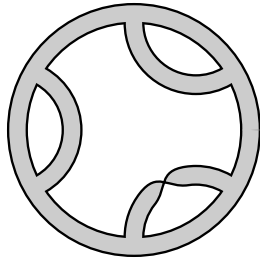
S T P P#P P#P#P




S T P P#P P#P#P




S T P P#P P#P#P




S T P P#P P#P#P



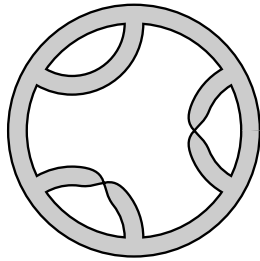
S T P P#P P#P#P




S T P P#P P#P#P




S T P P#P P#P#P




S T P P#P P#P#P




S T P P#P P#P#P




S T P P#P P#P#P



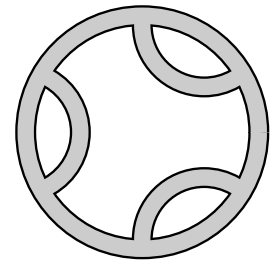
S T P P#P P#P#P




S T P P#P P#P#P




S T P P#P P#P#P




S T P P#P P#P#P




S T P P#P P#P#P



S T P P#P P#P#P



S T P P#P P#P#P




S T P P#P P#P#P

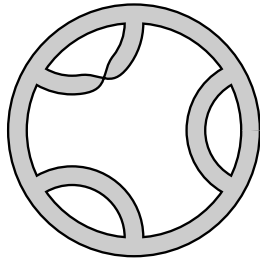
Name: \_\_\_\_\_

Second Exam BJ, Surfaces and Knots, Dave Bayer, April 2, 2002


For each surface diagram shown below, circle the name of the surface it represents.



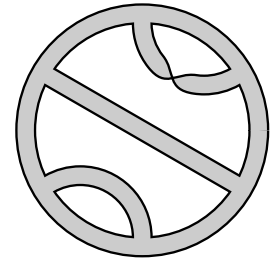
S T P P#P P#P#P




S T P P#P P#P#P




S T P P#P P#P#P




S T P P#P P#P#P




S T P P#P P#P#P



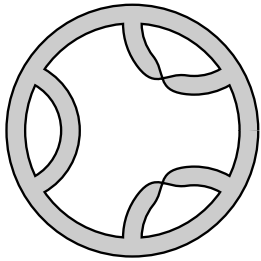
S T P P#P P#P#P




S T P P#P P#P#P




S T P P#P P#P#P



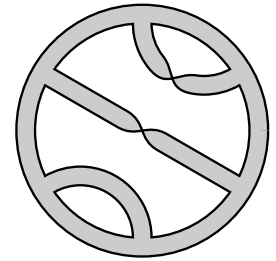
S T P P#P P#P#P



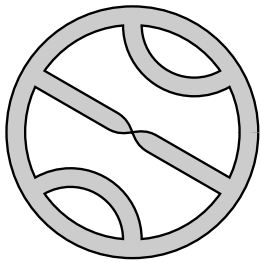
S T P P#P P#P#P




S T P P#P P#P#P




S T P P#P P#P#P



S T P P#P P#P#P




S T P P#P P#P#P




S T P P#P P#P#P



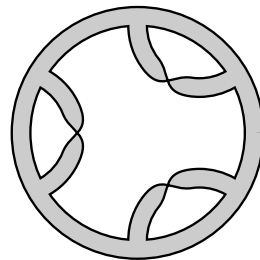
S T P P#P P#P#P




S T P P#P P#P#P



S T P P#P P#P#P



S T P P#P P#P#P




S T P P#P P#P#P


Name: \_\_\_\_\_

Second Exam BK, Surfaces and Knots, Dave Bayer, April 2, 2002


For each surface diagram shown below, circle the name of the surface it represents.



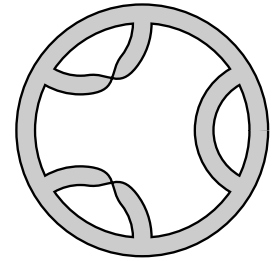
S T P P#P P#P#P




S T P P#P P#P#P




S T P P#P P#P#P




S T P P#P P#P#P




S T P P#P P#P#P




S T P P#P P#P#P



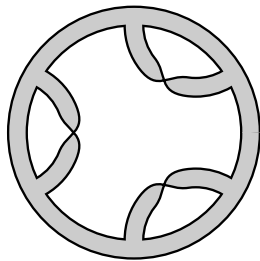
S T P P#P P#P#P




S T P P#P P#P#P




S T P P#P P#P#P




S T P P#P P#P#P




S T P P#P P#P#P




S T P P#P P#P#P



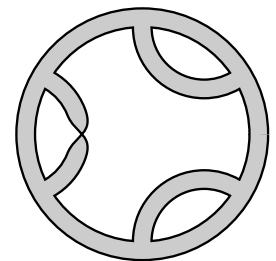
S T P P#P P#P#P




S T P P#P P#P#P




S T P P#P P#P#P




S T P P#P P#P#P



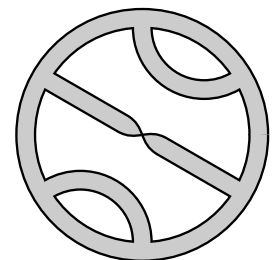
S T P P#P P#P#P



S T P P#P P#P#P



S T P P#P P#P#P



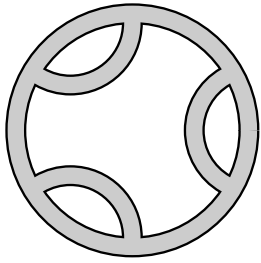
S T P P#P P#P#P




Name: \_\_\_\_\_

Second Exam BL, Surfaces and Knots, Dave Bayer, April 2, 2002


For each surface diagram shown below, circle the name of the surface it represents.



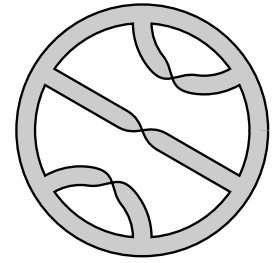
S T P P#P P#P#P




S T P P#P P#P#P




S T P P#P P#P#P




S T P P#P P#P#P




S T P P#P P#P#P



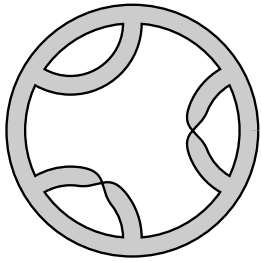
S T P P#P P#P#P




S T P P#P P#P#P



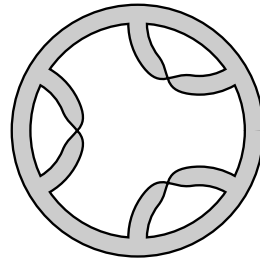
S T P P#P P#P#P




S T P P#P P#P#P




S T P P#P P#P#P




S T P P#P P#P#P




S T P P#P P#P#P




S T P P#P P#P#P




S T P P#P P#P#P




S T P P#P P#P#P



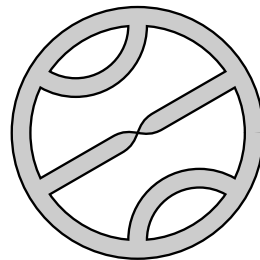
S T P P#P P#P#P




S T P P#P P#P#P



S T P P#P P#P#P



S T P P#P P#P#P




S T P P#P P#P#P

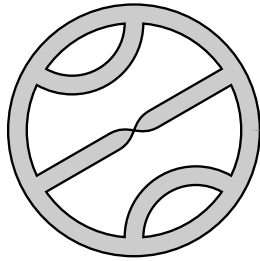
Name: \_\_\_\_\_

Second Exam BM, Surfaces and Knots, Dave Bayer, April 2, 2002


For each surface diagram shown below, circle the name of the surface it represents.




S T P P#P P#P#P



S T P P#P P#P#P




S T P P#P P#P#P




S T P P#P P#P#P




S T P P#P P#P#P




S T P P#P P#P#P



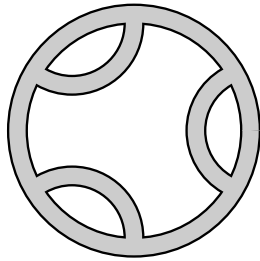
S T P P#P P#P#P




S T P P#P P#P#P




S T P P#P P#P#P



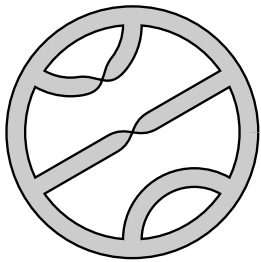
S T P P#P P#P#P



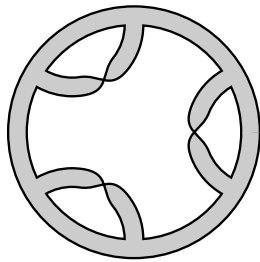
S T P P#P P#P#P




S T P P#P P#P#P




S T P P#P P#P#P



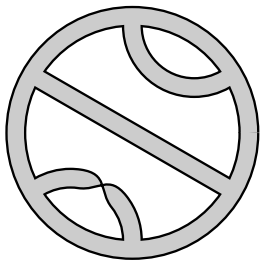
S T P P#P P#P#P




S T P P#P P#P#P




S T P P#P P#P#P




S T P P#P P#P#P



S T P P#P P#P#P



S T P P#P P#P#P




S T P P#P P#P#P


Name: \_\_\_\_\_

Second Exam CA, Surfaces and Knots, Dave Bayer, April 2, 2002


For each surface diagram shown below, circle the name of the surface it represents.




S T P P#P P#P#P




S T P P#P P#P#P



S T P P#P P#P#P




S T P P#P P#P#P




S T P P#P P#P#P



S T P P#P P#P#P




S T P P#P P#P#P



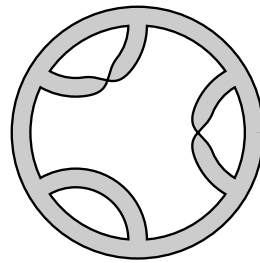
S T P P#P P#P#P




S T P P#P P#P#P



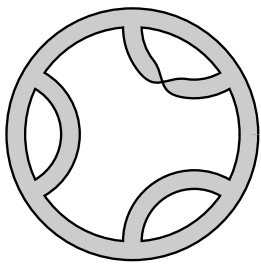
S T P P#P P#P#P




S T P P#P P#P#P




S T P P#P P#P#P




S T P P#P P#P#P




S T P P#P P#P#P




S T P P#P P#P#P




S T P P#P P#P#P




S T P P#P P#P#P



S T P P#P P#P#P



S T P P#P P#P#P




S T P P#P P#P#P


Name: \_\_\_\_\_

Second Exam CB, Surfaces and Knots, Dave Bayer, April 2, 2002


For each surface diagram shown below, circle the name of the surface it represents.




S T P P#P P#P#P




S T P P#P P#P#P



S T P P#P P#P#P




S T P P#P P#P#P




S T P P#P P#P#P



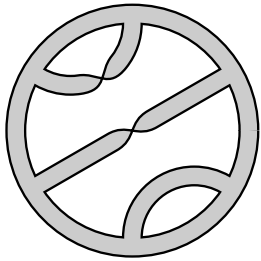
S T P P#P P#P#P



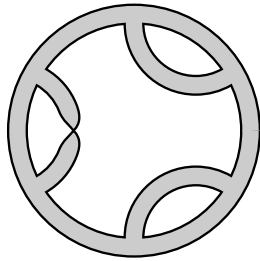
S T P P#P P#P#P



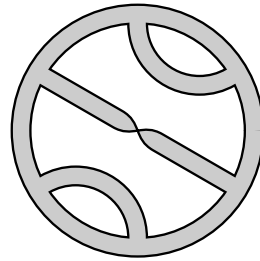
S T P P#P P#P#P




S T P P#P P#P#P



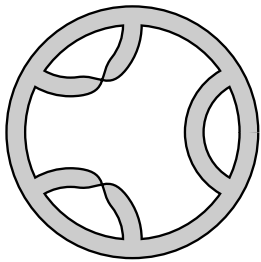
S T P P#P P#P#P




S T P P#P P#P#P




S T P P#P P#P#P




S T P P#P P#P#P



S T P P#P P#P#P




S T P P#P P#P#P



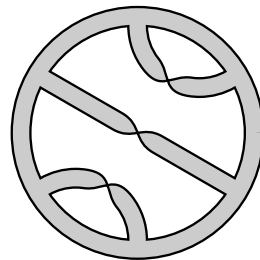
S T P P#P P#P#P




S T P P#P P#P#P



S T P P#P P#P#P



S T P P#P P#P#P



S T P P#P P#P#P


Name: \_\_\_\_\_

Second Exam CC, Surfaces and Knots, Dave Bayer, April 2, 2002


For each surface diagram shown below, circle the name of the surface it represents.




S T P P#P P#P#P




S T P P#P P#P#P



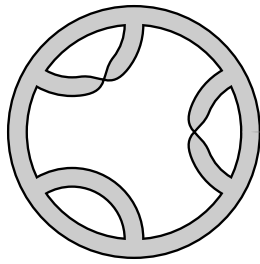
S T P P#P P#P#P




S T P P#P P#P#P



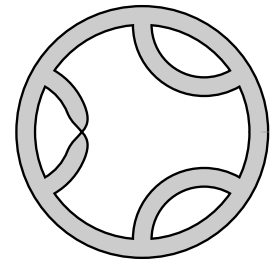
S T P P#P P#P#P




S T P P#P P#P#P



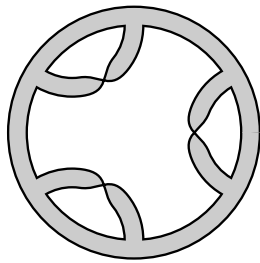
S T P P#P P#P#P




S T P P#P P#P#P




S T P P#P P#P#P




S T P P#P P#P#P




S T P P#P P#P#P




S T P P#P P#P#P



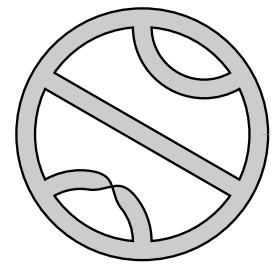
S T P P#P P#P#P



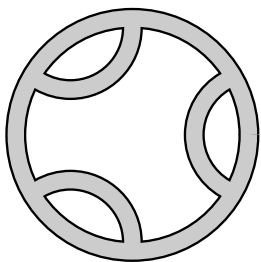
S T P P#P P#P#P




S T P P#P P#P#P




S T P P#P P#P#P




S T P P#P P#P#P



S T P P#P P#P#P



S T P P#P P#P#P




S T P P#P P#P#P


Name: \_\_\_\_\_

Second Exam CD, Surfaces and Knots, Dave Bayer, April 2, 2002


For each surface diagram shown below, circle the name of the surface it represents.




S T P P#P P#P#P




S T P P#P P#P#P




S T P P#P P#P#P



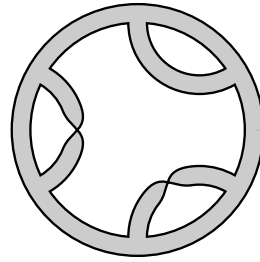
S T P P#P P#P#P




S T P P#P P#P#P




S T P P#P P#P#P




S T P P#P P#P#P




S T P P#P P#P#P



S T P P#P P#P#P




S T P P#P P#P#P




S T P P#P P#P#P



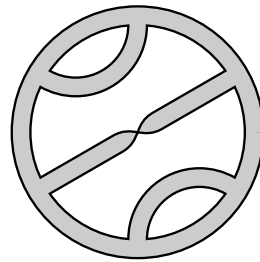
S T P P#P P#P#P




S T P P#P P#P#P



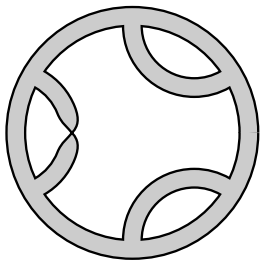
S T P P#P P#P#P




S T P P#P P#P#P




S T P P#P P#P#P




S T P P#P P#P#P



S T P P#P P#P#P



S T P P#P P#P#P




S T P P#P P#P#P


Name: \_\_\_\_\_

Second Exam CE, Surfaces and Knots, Dave Bayer, April 2, 2002


For each surface diagram shown below, circle the name of the surface it represents.




S T P P#P P#P#P




S T P P#P P#P#P




S T P P#P P#P#P



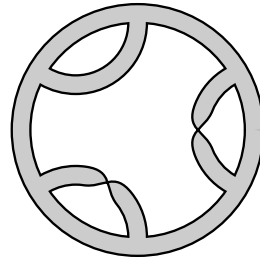
S T P P#P P#P#P




S T P P#P P#P#P



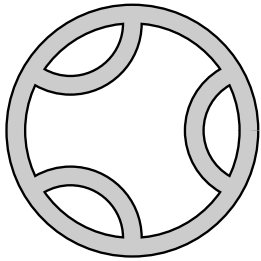
S T P P#P P#P#P



S T P P#P P#P#P




S T P P#P P#P#P




S T P P#P P#P#P




S T P P#P P#P#P




S T P P#P P#P#P




S T P P#P P#P#P




S T P P#P P#P#P




S T P P#P P#P#P




S T P P#P P#P#P




S T P P#P P#P#P




S T P P#P P#P#P



S T P P#P P#P#P



S T P P#P P#P#P




S T P P#P P#P#P

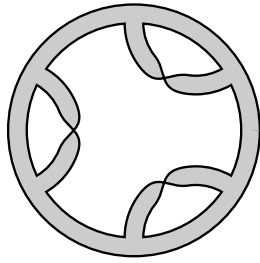
Name: \_\_\_\_\_

Second Exam CF, Surfaces and Knots, Dave Bayer, April 2, 2002


For each surface diagram shown below, circle the name of the surface it represents.




S T P P#P P#P#P




S T P P#P P#P#P



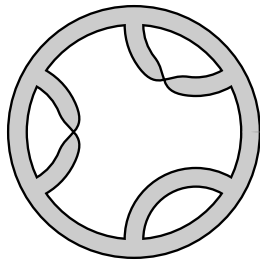
S T P P#P P#P#P




S T P P#P P#P#P




S T P P#P P#P#P




S T P P#P P#P#P



S T P P#P P#P#P




S T P P#P P#P#P




S T P P#P P#P#P




S T P P#P P#P#P




S T P P#P P#P#P




S T P P#P P#P#P




S T P P#P P#P#P




S T P P#P P#P#P



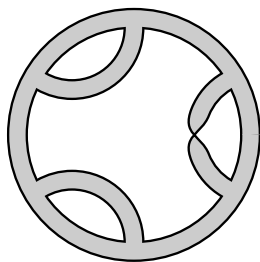
S T P P#P P#P#P




S T P P#P P#P#P




S T P P#P P#P#P



S T P P#P P#P#P



S T P P#P P#P#P




S T P P#P P#P#P




Name: \_\_\_\_\_

Second Exam CG, Surfaces and Knots, Dave Bayer, April 2, 2002


For each surface diagram shown below, circle the name of the surface it represents.




S T P P#P P#P#P




S T P P#P P#P#P



S T P P#P P#P#P



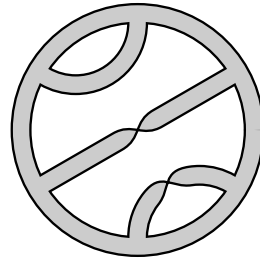
S T P P#P P#P#P




S T P P#P P#P#P



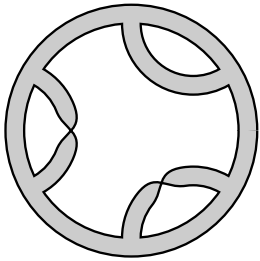
S T P P#P P#P#P




S T P P#P P#P#P




S T P P#P P#P#P




S T P P#P P#P#P




S T P P#P P#P#P




S T P P#P P#P#P




S T P P#P P#P#P



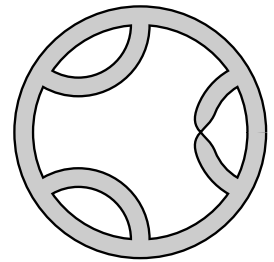
S T P P#P P#P#P



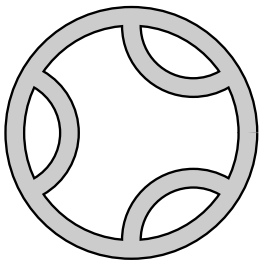
S T P P#P P#P#P



S T P P#P P#P#P




S T P P#P P#P#P




S T P P#P P#P#P



S T P P#P P#P#P



S T P P#P P#P#P




S T P P#P P#P#P


Name: \_\_\_\_\_

Second Exam CH, Surfaces and Knots, Dave Bayer, April 2, 2002


For each surface diagram shown below, circle the name of the surface it represents.




S T P P#P P#P#P



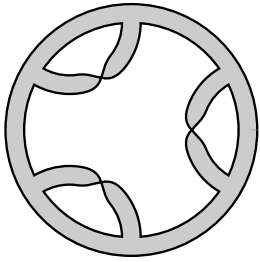
S T P P#P P#P#P




S T P P#P P#P#P




S T P P#P P#P#P



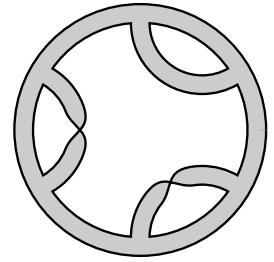
S T P P#P P#P#P




S T P P#P P#P#P




S T P P#P P#P#P




S T P P#P P#P#P




S T P P#P P#P#P




S T P P#P P#P#P




S T P P#P P#P#P




S T P P#P P#P#P




S T P P#P P#P#P




S T P P#P P#P#P




S T P P#P P#P#P




S T P P#P P#P#P




S T P P#P P#P#P



S T P P#P P#P#P



S T P P#P P#P#P

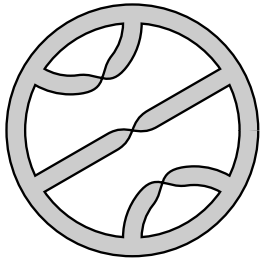


S T P P#P P#P#P


Name: \_\_\_\_\_

Second Exam CI, Surfaces and Knots, Dave Bayer, April 2, 2002


For each surface diagram shown below, circle the name of the surface it represents.




S T P P#P P#P#P




S T P P#P P#P#P




S T P P#P P#P#P




S T P P#P P#P#P




S T P P#P P#P#P



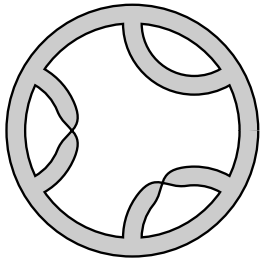
S T P P#P P#P#P



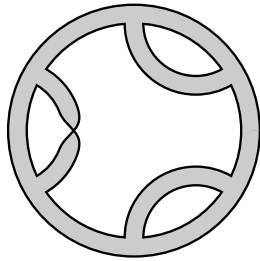
S T P P#P P#P#P




S T P P#P P#P#P




S T P P#P P#P#P




S T P P#P P#P#P




S T P P#P P#P#P




S T P P#P P#P#P




S T P P#P P#P#P




S T P P#P P#P#P




S T P P#P P#P#P



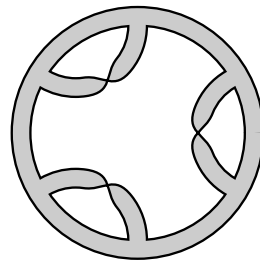
S T P P#P P#P#P




S T P P#P P#P#P



S T P P#P P#P#P



S T P P#P P#P#P




S T P P#P P#P#P


Name: \_\_\_\_\_

Second Exam CJ, Surfaces and Knots, Dave Bayer, April 2, 2002


For each surface diagram shown below, circle the name of the surface it represents.




S T P P#P P#P#P




S T P P#P P#P#P



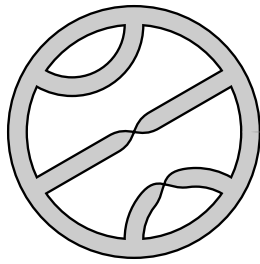
S T P P#P P#P#P




S T P P#P P#P#P



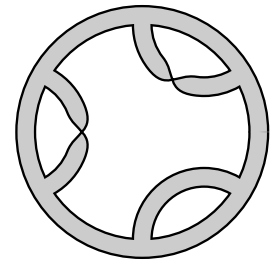
S T P P#P P#P#P




S T P P#P P#P#P



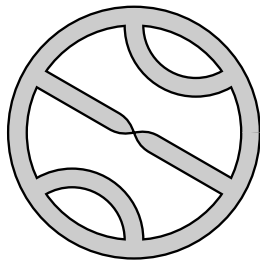
S T P P#P P#P#P




S T P P#P P#P#P




S T P P#P P#P#P




S T P P#P P#P#P



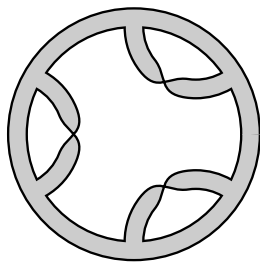
S T P P#P P#P#P




S T P P#P P#P#P




S T P P#P P#P#P




S T P P#P P#P#P



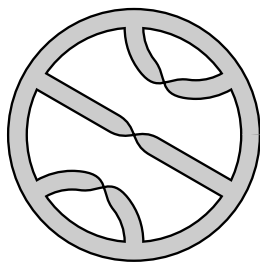
S T P P#P P#P#P




S T P P#P P#P#P




S T P P#P P#P#P



S T P P#P P#P#P



S T P P#P P#P#P



S T P P#P P#P#P


Name: \_\_\_\_\_

Second Exam CK, Surfaces and Knots, Dave Bayer, April 2, 2002


For each surface diagram shown below, circle the name of the surface it represents.




S T P P#P P#P#P




S T P P#P P#P#P



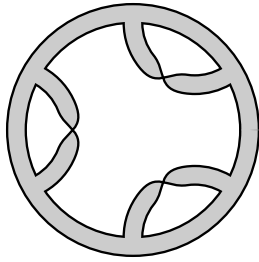
S T P P#P P#P#P



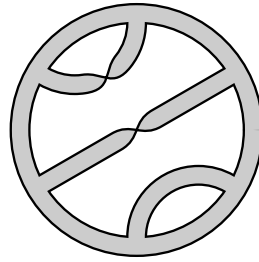
S T P P#P P#P#P




S T P P#P P#P#P




S T P P#P P#P#P




S T P P#P P#P#P



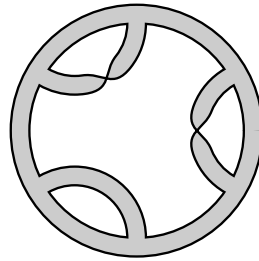
S T P P#P P#P#P



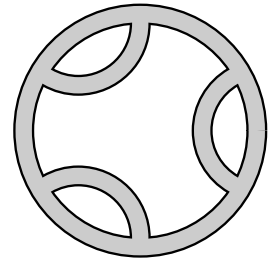
S T P P#P P#P#P




S T P P#P P#P#P




S T P P#P P#P#P




S T P P#P P#P#P




S T P P#P P#P#P




S T P P#P P#P#P




S T P P#P P#P#P




S T P P#P P#P#P



S T P P#P P#P#P



S T P P#P P#P#P



S T P P#P P#P#P

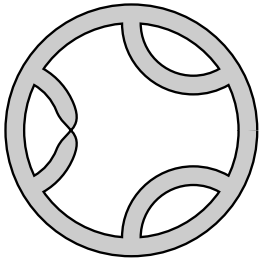


S T P P#P P#P#P


Name: \_\_\_\_\_

Second Exam CL, Surfaces and Knots, Dave Bayer, April 2, 2002


For each surface diagram shown below, circle the name of the surface it represents.




S T P P#P P#P#P




S T P P#P P#P#P




S T P P#P P#P#P




S T P P#P P#P#P



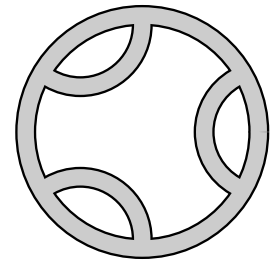
S T P P#P P#P#P




S T P P#P P#P#P




S T P P#P P#P#P




S T P P#P P#P#P




S T P P#P P#P#P



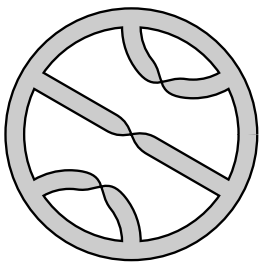
S T P P#P P#P#P




S T P P#P P#P#P




S T P P#P P#P#P




S T P P#P P#P#P




S T P P#P P#P#P




S T P P#P P#P#P



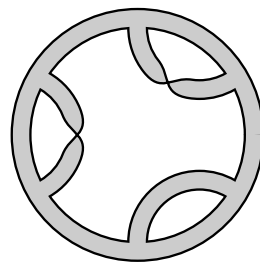
S T P P#P P#P#P



S T P P#P P#P#P



S T P P#P P#P#P



S T P P#P P#P#P




S T P P#P P#P#P


Name: \_\_\_\_\_

Second Exam CM, Surfaces and Knots, Dave Bayer, April 2, 2002


For each surface diagram shown below, circle the name of the surface it represents.




S T P P#P P#P#P




S T P P#P P#P#P



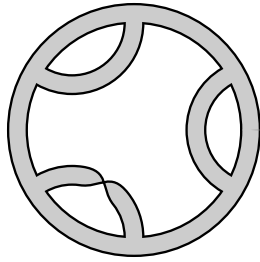
S T P P#P P#P#P




S T P P#P P#P#P




S T P P#P P#P#P



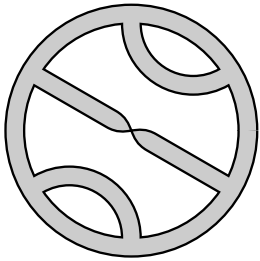
S T P P#P P#P#P



S T P P#P P#P#P




S T P P#P P#P#P



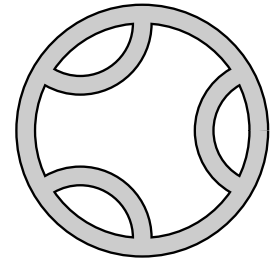
S T P P#P P#P#P




S T P P#P P#P#P



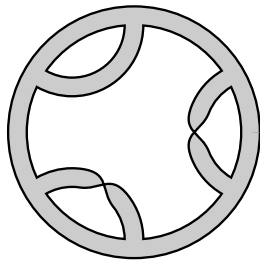
S T P P#P P#P#P




S T P P#P P#P#P




S T P P#P P#P#P




S T P P#P P#P#P



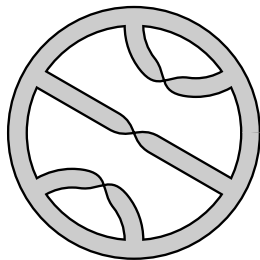
S T P P#P P#P#P




S T P P#P P#P#P




S T P P#P P#P#P



S T P P#P P#P#P



S T P P#P P#P#P




S T P P#P P#P#P

Name: \_\_\_\_\_

Second Exam DA, Surfaces and Knots, Dave Bayer, April 2, 2002


For each surface diagram shown below, circle the name of the surface it represents.




S T P P#P P#P#P




S T P P#P P#P#P



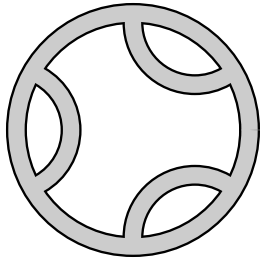
S T P P#P P#P#P



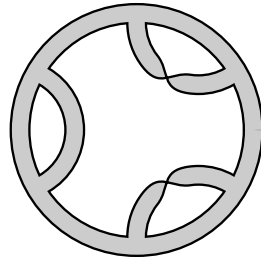
S T P P#P P#P#P




S T P P#P P#P#P




S T P P#P P#P#P



S T P P#P P#P#P




S T P P#P P#P#P



S T P P#P P#P#P




S T P P#P P#P#P



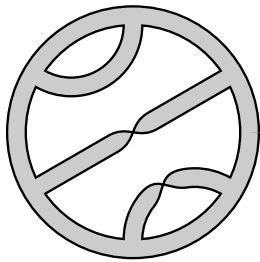
S T P P#P P#P#P




S T P P#P P#P#P




S T P P#P P#P#P



S T P P#P P#P#P




S T P P#P P#P#P




S T P P#P P#P#P




S T P P#P P#P#P



S T P P#P P#P#P



S T P P#P P#P#P




S T P P#P P#P#P




Name: \_\_\_\_\_

Second Exam DB, Surfaces and Knots, Dave Bayer, April 2, 2002


For each surface diagram shown below, circle the name of the surface it represents.




S T P P#P P#P#P




S T P P#P P#P#P




S T P P#P P#P#P




S T P P#P P#P#P




S T P P#P P#P#P




S T P P#P P#P#P




S T P P#P P#P#P



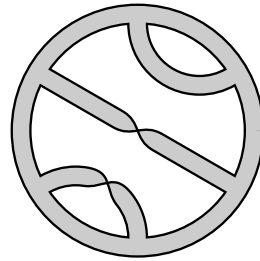
S T P P#P P#P#P




S T P P#P P#P#P




S T P P#P P#P#P



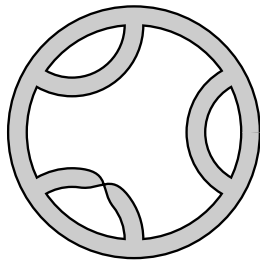
S T P P#P P#P#P



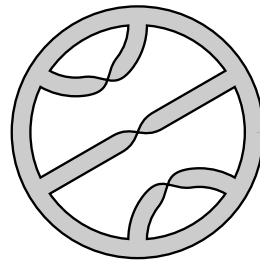
S T P P#P P#P#P



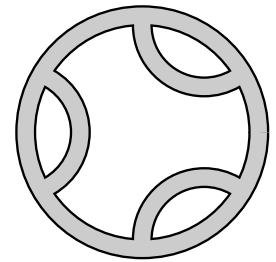
S T P P#P P#P#P




S T P P#P P#P#P




S T P P#P P#P#P



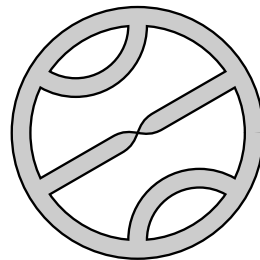
S T P P#P P#P#P




S T P P#P P#P#P



S T P P#P P#P#P



S T P P#P P#P#P



S T P P#P P#P#P


Name: \_\_\_\_\_

Second Exam DC, Surfaces and Knots, Dave Bayer, April 2, 2002

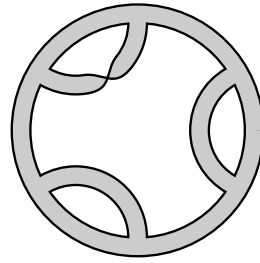
For each surface diagram shown below, circle the name of the surface it represents.



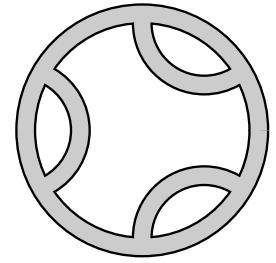
S T P P#P P#P#P




S T P P#P P#P#P




S T P P#P P#P#P




S T P P#P P#P#P




S T P P#P P#P#P




S T P P#P P#P#P




S T P P#P P#P#P




S T P P#P P#P#P




S T P P#P P#P#P




S T P P#P P#P#P




S T P P#P P#P#P




S T P P#P P#P#P




S T P P#P P#P#P




S T P P#P P#P#P




S T P P#P P#P#P




S T P P#P P#P#P



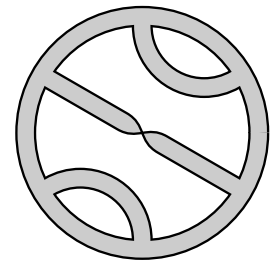
S T P P#P P#P#P



S T P P#P P#P#P



S T P P#P P#P#P




S T P P#P P#P#P


Name: \_\_\_\_\_

Second Exam DD, Surfaces and Knots, Dave Bayer, April 2, 2002


For each surface diagram shown below, circle the name of the surface it represents.



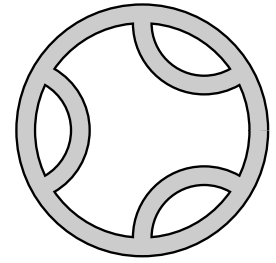
S T P P#P P#P#P




S T P P#P P#P#P




S T P P#P P#P#P




S T P P#P P#P#P




S T P P#P P#P#P



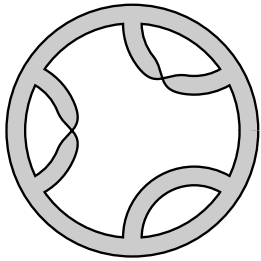
S T P P#P P#P#P



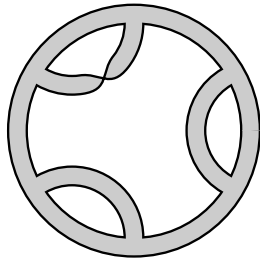
S T P P#P P#P#P




S T P P#P P#P#P




S T P P#P P#P#P




S T P P#P P#P#P



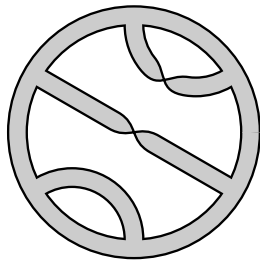
S T P P#P P#P#P




S T P P#P P#P#P



S T P P#P P#P#P




S T P P#P P#P#P



S T P P#P P#P#P




S T P P#P P#P#P




S T P P#P P#P#P



S T P P#P P#P#P



S T P P#P P#P#P

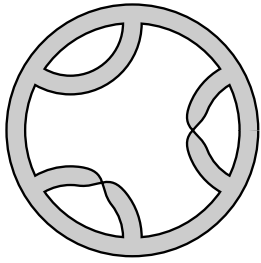


S T P P#P P#P#P


Name: \_\_\_\_\_

Second Exam DE, Surfaces and Knots, Dave Bayer, April 2, 2002


For each surface diagram shown below, circle the name of the surface it represents.




S T P P#P P#P#P



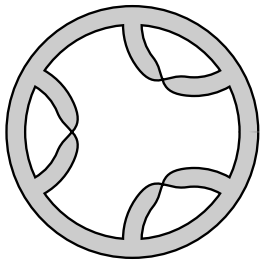
S T P P#P P#P#P




S T P P#P P#P#P




S T P P#P P#P#P




S T P P#P P#P#P




S T P P#P P#P#P



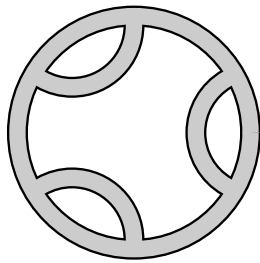
S T P P#P P#P#P




S T P P#P P#P#P



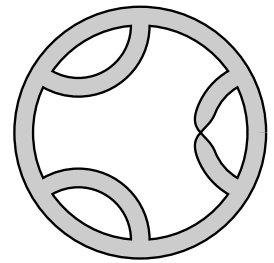
S T P P#P P#P#P



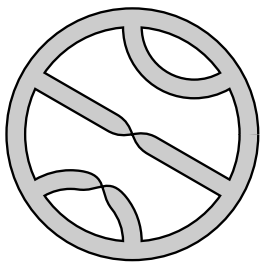
S T P P#P P#P#P




S T P P#P P#P#P




S T P P#P P#P#P




S T P P#P P#P#P




S T P P#P P#P#P



S T P P#P P#P#P




S T P P#P P#P#P




S T P P#P P#P#P



S T P P#P P#P#P



S T P P#P P#P#P




S T P P#P P#P#P


Name: \_\_\_\_\_

Second Exam DF, Surfaces and Knots, Dave Bayer, April 2, 2002


For each surface diagram shown below, circle the name of the surface it represents.



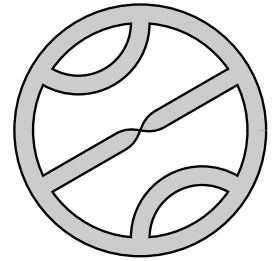
S T P P#P P#P#P



S T P P#P P#P#P



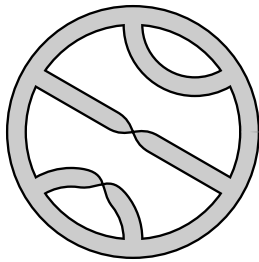
S T P P#P P#P#P




S T P P#P P#P#P




S T P P#P P#P#P



S T P P#P P#P#P




S T P P#P P#P#P




S T P P#P P#P#P




S T P P#P P#P#P




S T P P#P P#P#P




S T P P#P P#P#P



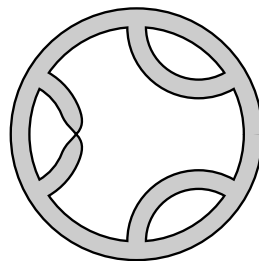
S T P P#P P#P#P



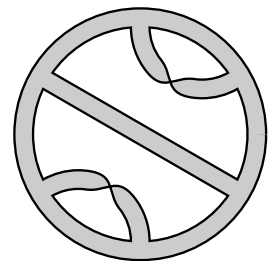
S T P P#P P#P#P




S T P P#P P#P#P




S T P P#P P#P#P




S T P P#P P#P#P



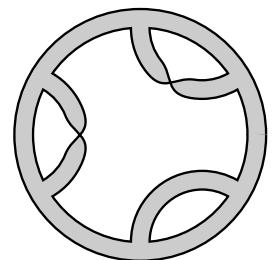
S T P P#P P#P#P



S T P P#P P#P#P



S T P P#P P#P#P

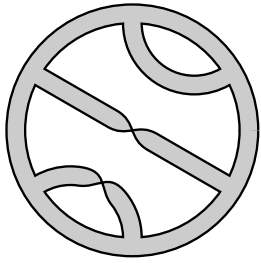


S T P P#P P#P#P

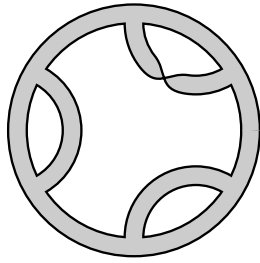
Name: \_\_\_\_\_

Second Exam DG, Surfaces and Knots, Dave Bayer, April 2, 2002


For each surface diagram shown below, circle the name of the surface it represents.




S T P P#P P#P#P



S T P P#P P#P#P




S T P P#P P#P#P




S T P P#P P#P#P




S T P P#P P#P#P



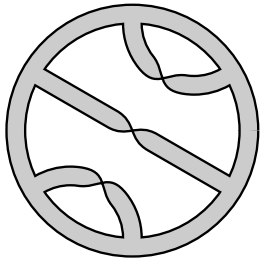
S T P P#P P#P#P




S T P P#P P#P#P




S T P P#P P#P#P




S T P P#P P#P#P




S T P P#P P#P#P




S T P P#P P#P#P




S T P P#P P#P#P




S T P P#P P#P#P




S T P P#P P#P#P



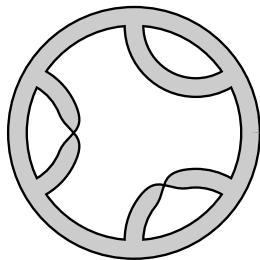
S T P P#P P#P#P




S T P P#P P#P#P




S T P P#P P#P#P



S T P P#P P#P#P



S T P P#P P#P#P




S T P P#P P#P#P


Name: \_\_\_\_\_

Second Exam DH, Surfaces and Knots, Dave Bayer, April 2, 2002


For each surface diagram shown below, circle the name of the surface it represents.



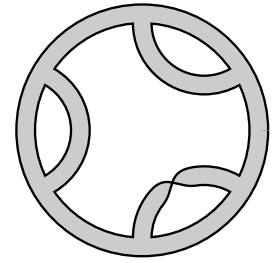
S T P P#P P#P#P




S T P P#P P#P#P




S T P P#P P#P#P




S T P P#P P#P#P




S T P P#P P#P#P




S T P P#P P#P#P




S T P P#P P#P#P




S T P P#P P#P#P




S T P P#P P#P#P



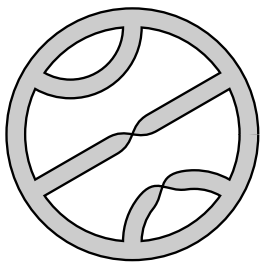
S T P P#P P#P#P



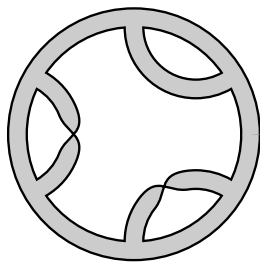
S T P P#P P#P#P



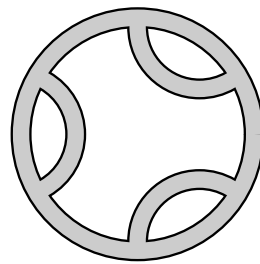
S T P P#P P#P#P




S T P P#P P#P#P



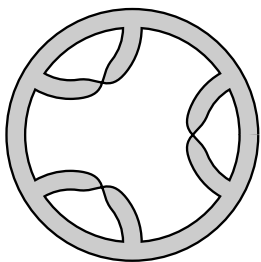
S T P P#P P#P#P




S T P P#P P#P#P




S T P P#P P#P#P




S T P P#P P#P#P



S T P P#P P#P#P



S T P P#P P#P#P




S T P P#P P#P#P


Name: \_\_\_\_\_

Second Exam DI, Surfaces and Knots, Dave Bayer, April 2, 2002

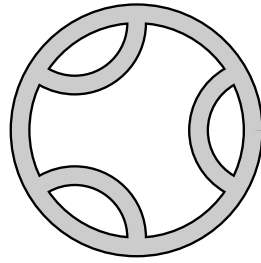
For each surface diagram shown below, circle the name of the surface it represents.




S T P P#P P#P#P



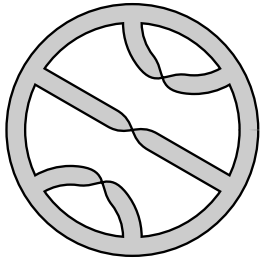
S T P P#P P#P#P



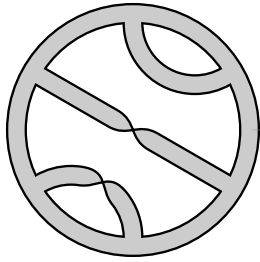
S T P P#P P#P#P




S T P P#P P#P#P



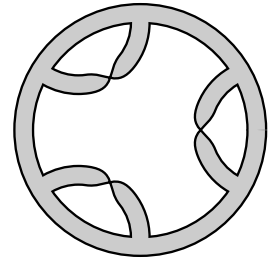
S T P P#P P#P#P




S T P P#P P#P#P



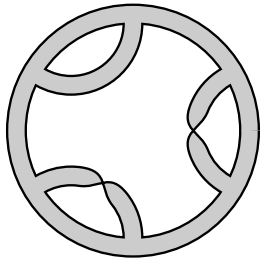
S T P P#P P#P#P




S T P P#P P#P#P




S T P P#P P#P#P




S T P P#P P#P#P




S T P P#P P#P#P




S T P P#P P#P#P



S T P P#P P#P#P



S T P P#P P#P#P




S T P P#P P#P#P




S T P P#P P#P#P




S T P P#P P#P#P



S T P P#P P#P#P



S T P P#P P#P#P



S T P P#P P#P#P



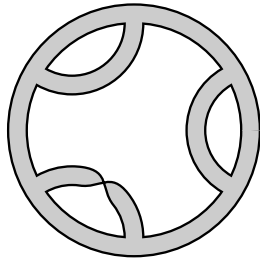
Name: \_\_\_\_\_

Second Exam DJ, Surfaces and Knots, Dave Bayer, April 2, 2002


For each surface diagram shown below, circle the name of the surface it represents.




S T P P#P P#P#P




S T P P#P P#P#P



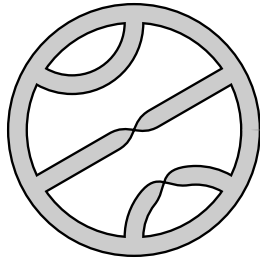
S T P P#P P#P#P




S T P P#P P#P#P




S T P P#P P#P#P



S T P P#P P#P#P




S T P P#P P#P#P




S T P P#P P#P#P




S T P P#P P#P#P




S T P P#P P#P#P




S T P P#P P#P#P




S T P P#P P#P#P



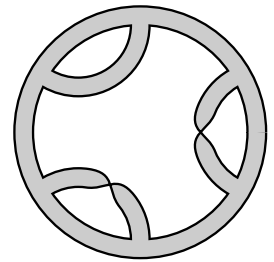
S T P P#P P#P#P




S T P P#P P#P#P




S T P P#P P#P#P




S T P P#P P#P#P




S T P P#P P#P#P



S T P P#P P#P#P



S T P P#P P#P#P




S T P P#P P#P#P

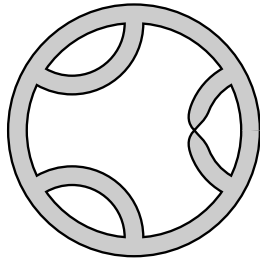
Name: \_\_\_\_\_

Second Exam DK, Surfaces and Knots, Dave Bayer, April 2, 2002


For each surface diagram shown below, circle the name of the surface it represents.




S T P P#P P#P#P




S T P P#P P#P#P




S T P P#P P#P#P



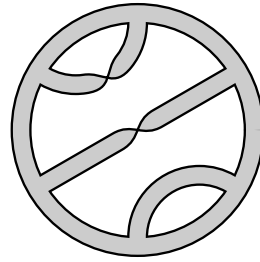
S T P P#P P#P#P




S T P P#P P#P#P




S T P P#P P#P#P




S T P P#P P#P#P




S T P P#P P#P#P



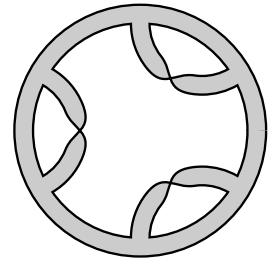
S T P P#P P#P#P




S T P P#P P#P#P




S T P P#P P#P#P




S T P P#P P#P#P



S T P P#P P#P#P




S T P P#P P#P#P




S T P P#P P#P#P




S T P P#P P#P#P



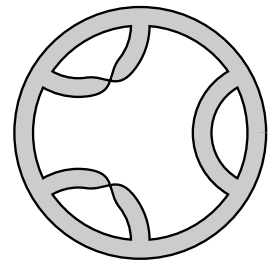
S T P P#P P#P#P



S T P P#P P#P#P



S T P P#P P#P#P




S T P P#P P#P#P


Name: \_\_\_\_\_

Second Exam DL, Surfaces and Knots, Dave Bayer, April 2, 2002


For each surface diagram shown below, circle the name of the surface it represents.



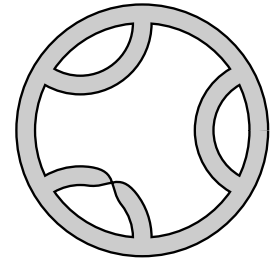
S T P P#P P#P#P




S T P P#P P#P#P




S T P P#P P#P#P



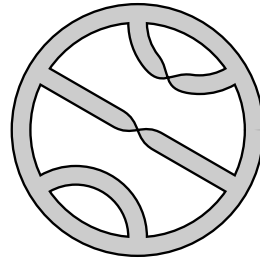
S T P P#P P#P#P




S T P P#P P#P#P




S T P P#P P#P#P




S T P P#P P#P#P




S T P P#P P#P#P




S T P P#P P#P#P



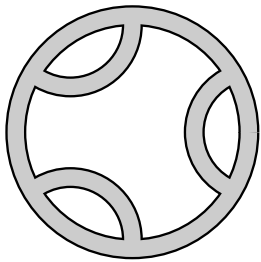
S T P P#P P#P#P




S T P P#P P#P#P



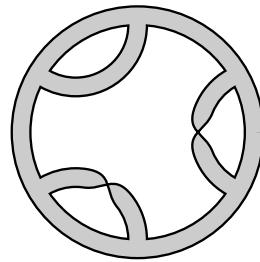
S T P P#P P#P#P




S T P P#P P#P#P




S T P P#P P#P#P




S T P P#P P#P#P




S T P P#P P#P#P




S T P P#P P#P#P



S T P P#P P#P#P



S T P P#P P#P#P

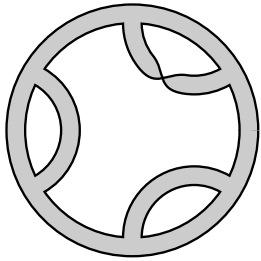


S T P P#P P#P#P


Name: \_\_\_\_\_

Second Exam DM, Surfaces and Knots, Dave Bayer, April 2, 2002


For each surface diagram shown below, circle the name of the surface it represents.




S T P P#P P#P#P



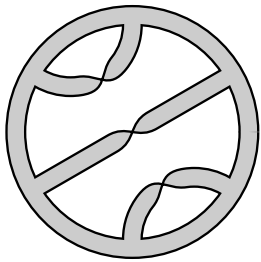
S T P P#P P#P#P



S T P P#P P#P#P




S T P P#P P#P#P




S T P P#P P#P#P




S T P P#P P#P#P



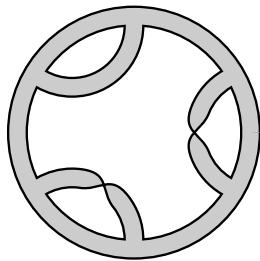
S T P P#P P#P#P




S T P P#P P#P#P




S T P P#P P#P#P




S T P P#P P#P#P




S T P P#P P#P#P




S T P P#P P#P#P




S T P P#P P#P#P




S T P P#P P#P#P




S T P P#P P#P#P




S T P P#P P#P#P




S T P P#P P#P#P



S T P P#P P#P#P



S T P P#P P#P#P




S T P P#P P#P#P


Name: \_\_\_\_\_

Second Exam EA, Surfaces and Knots, Dave Bayer, April 2, 2002


For each surface diagram shown below, circle the name of the surface it represents.




S T P P#P P#P#P



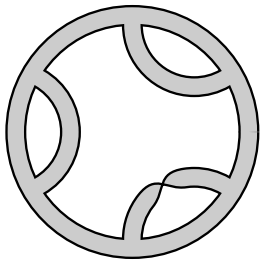
S T P P#P P#P#P



S T P P#P P#P#P




S T P P#P P#P#P




S T P P#P P#P#P



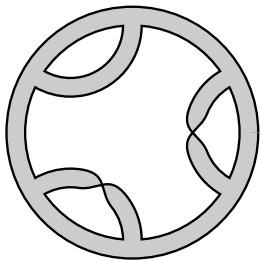
S T P P#P P#P#P



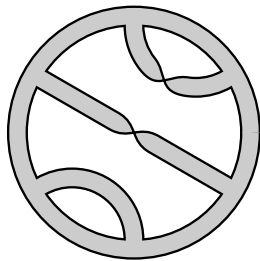
S T P P#P P#P#P




S T P P#P P#P#P




S T P P#P P#P#P




S T P P#P P#P#P




S T P P#P P#P#P




S T P P#P P#P#P




S T P P#P P#P#P



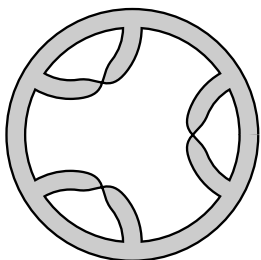
S T P P#P P#P#P




S T P P#P P#P#P




S T P P#P P#P#P




S T P P#P P#P#P



S T P P#P P#P#P



S T P P#P P#P#P




S T P P#P P#P#P


Name: \_\_\_\_\_

Second Exam EB, Surfaces and Knots, Dave Bayer, April 2, 2002


For each surface diagram shown below, circle the name of the surface it represents.



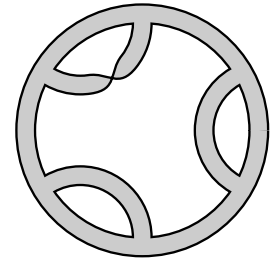
S T P P#P P#P#P



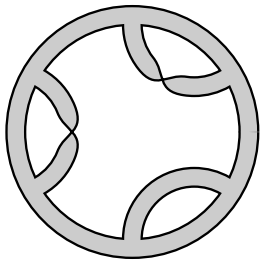
S T P P#P P#P#P




S T P P#P P#P#P




S T P P#P P#P#P




S T P P#P P#P#P




S T P P#P P#P#P




S T P P#P P#P#P




S T P P#P P#P#P




S T P P#P P#P#P



S T P P#P P#P#P




S T P P#P P#P#P




S T P P#P P#P#P




S T P P#P P#P#P




S T P P#P P#P#P




S T P P#P P#P#P




S T P P#P P#P#P



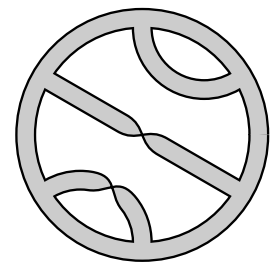
S T P P#P P#P#P



S T P P#P P#P#P



S T P P#P P#P#P



S T P P#P P#P#P


Name: \_\_\_\_\_

Second Exam EC, Surfaces and Knots, Dave Bayer, April 2, 2002


For each surface diagram shown below, circle the name of the surface it represents.




S T P P#P P#P#P




S T P P#P P#P#P




S T P P#P P#P#P




S T P P#P P#P#P



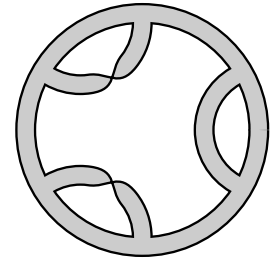
S T P P#P P#P#P




S T P P#P P#P#P




S T P P#P P#P#P




S T P P#P P#P#P




S T P P#P P#P#P




S T P P#P P#P#P




S T P P#P P#P#P




S T P P#P P#P#P



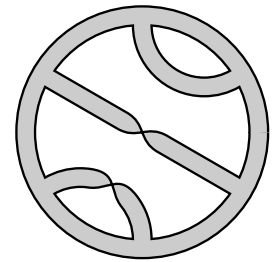
S T P P#P P#P#P




S T P P#P P#P#P




S T P P#P P#P#P



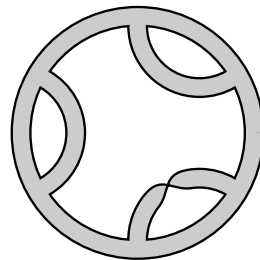
S T P P#P P#P#P




S T P P#P P#P#P



S T P P#P P#P#P



S T P P#P P#P#P




S T P P#P P#P#P


Name: \_\_\_\_\_

Second Exam ED, Surfaces and Knots, Dave Bayer, April 2, 2002


For each surface diagram shown below, circle the name of the surface it represents.




S T P P#P P#P#P




S T P P#P P#P#P



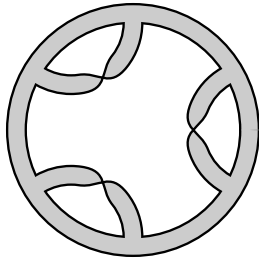
S T P P#P P#P#P




S T P P#P P#P#P




S T P P#P P#P#P



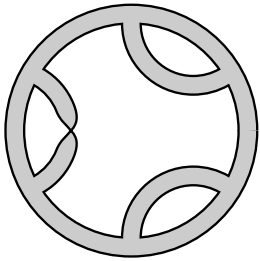
S T P P#P P#P#P




S T P P#P P#P#P




S T P P#P P#P#P



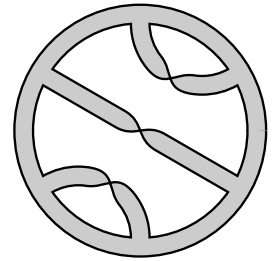
S T P P#P P#P#P



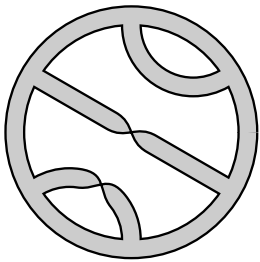
S T P P#P P#P#P



S T P P#P P#P#P




S T P P#P P#P#P



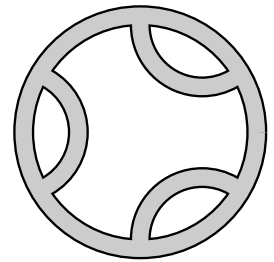
S T P P#P P#P#P




S T P P#P P#P#P



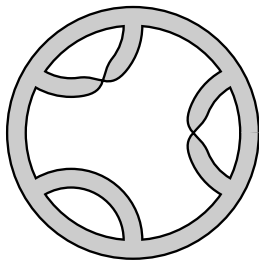
S T P P#P P#P#P




S T P P#P P#P#P




S T P P#P P#P#P



S T P P#P P#P#P



S T P P#P P#P#P




S T P P#P P#P#P




Name: \_\_\_\_\_

Second Exam EE, Surfaces and Knots, Dave Bayer, April 2, 2002


For each surface diagram shown below, circle the name of the surface it represents.




S T P P#P P#P#P




S T P P#P P#P#P




S T P P#P P#P#P



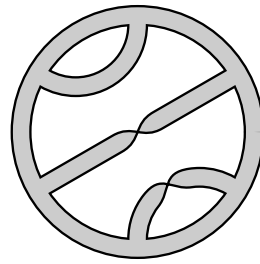
S T P P#P P#P#P



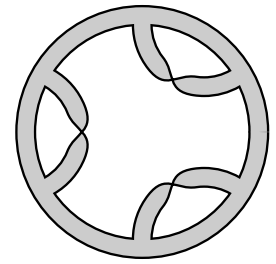
S T P P#P P#P#P



S T P P#P P#P#P




S T P P#P P#P#P




S T P P#P P#P#P




S T P P#P P#P#P



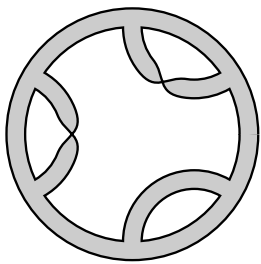
S T P P#P P#P#P



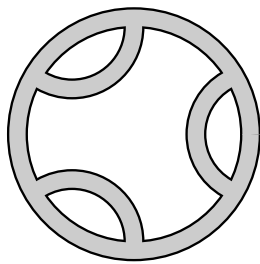
S T P P#P P#P#P




S T P P#P P#P#P




S T P P#P P#P#P



S T P P#P P#P#P




S T P P#P P#P#P




S T P P#P P#P#P



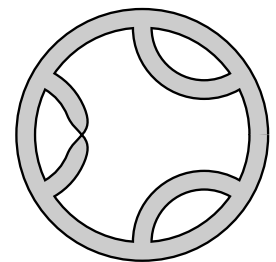
S T P P#P P#P#P



S T P P#P P#P#P



S T P P#P P#P#P




S T P P#P P#P#P

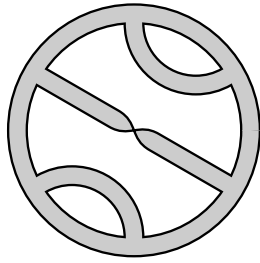
Name: \_\_\_\_\_

Second Exam EF, Surfaces and Knots, Dave Bayer, April 2, 2002


For each surface diagram shown below, circle the name of the surface it represents.



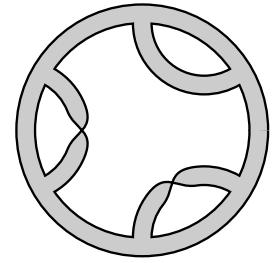
S T P P#P P#P#P




S T P P#P P#P#P




S T P P#P P#P#P



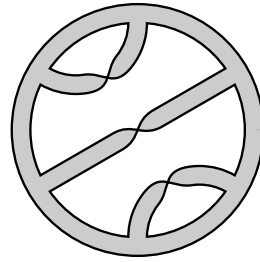
S T P P#P P#P#P




S T P P#P P#P#P




S T P P#P P#P#P




S T P P#P P#P#P




S T P P#P P#P#P




S T P P#P P#P#P




S T P P#P P#P#P




S T P P#P P#P#P




S T P P#P P#P#P



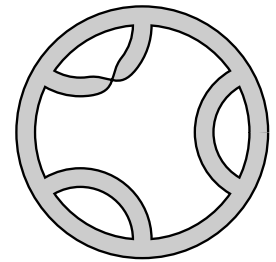
S T P P#P P#P#P



S T P P#P P#P#P




S T P P#P P#P#P




S T P P#P P#P#P




S T P P#P P#P#P



S T P P#P P#P#P



S T P P#P P#P#P




S T P P#P P#P#P


Name: \_\_\_\_\_

Second Exam EG, Surfaces and Knots, Dave Bayer, April 2, 2002


For each surface diagram shown below, circle the name of the surface it represents.




S T P P#P P#P#P




S T P P#P P#P#P




S T P P#P P#P#P




S T P P#P P#P#P



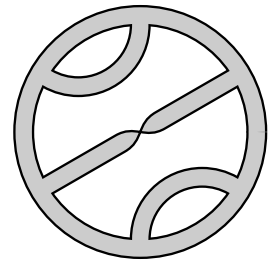
S T P P#P P#P#P




S T P P#P P#P#P



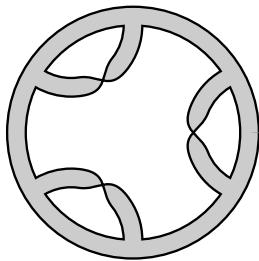
S T P P#P P#P#P




S T P P#P P#P#P



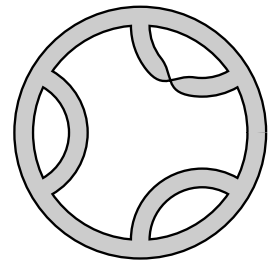
S T P P#P P#P#P



S T P P#P P#P#P




S T P P#P P#P#P




S T P P#P P#P#P




S T P P#P P#P#P




S T P P#P P#P#P




S T P P#P P#P#P




S T P P#P P#P#P




S T P P#P P#P#P



S T P P#P P#P#P



S T P P#P P#P#P

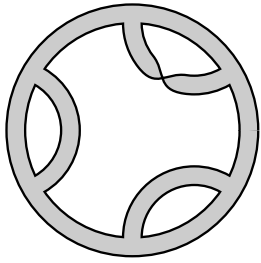


S T P P#P P#P#P


Name: \_\_\_\_\_

Second Exam EH, Surfaces and Knots, Dave Bayer, April 2, 2002


For each surface diagram shown below, circle the name of the surface it represents.



S T P P#P P#P#P



S T P P#P P#P#P




S T P P#P P#P#P



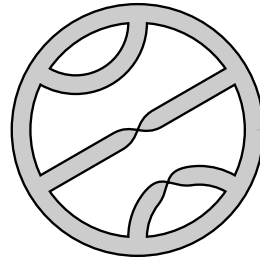
S T P P#P P#P#P




S T P P#P P#P#P




S T P P#P P#P#P




S T P P#P P#P#P




S T P P#P P#P#P




S T P P#P P#P#P




S T P P#P P#P#P



S T P P#P P#P#P



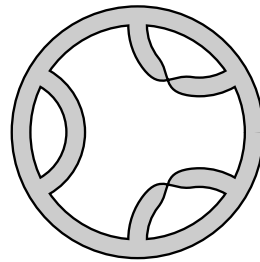
S T P P#P P#P#P




S T P P#P P#P#P




S T P P#P P#P#P




S T P P#P P#P#P




S T P P#P P#P#P




S T P P#P P#P#P



S T P P#P P#P#P



S T P P#P P#P#P




S T P P#P P#P#P


Name: \_\_\_\_\_

Second Exam EI, Surfaces and Knots, Dave Bayer, April 2, 2002


For each surface diagram shown below, circle the name of the surface it represents.




S T P P#P P#P#P




S T P P#P P#P#P




S T P P#P P#P#P




S T P P#P P#P#P



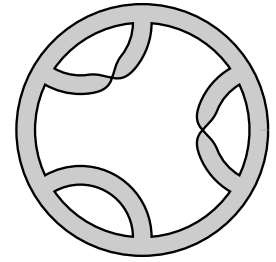
S T P P#P P#P#P




S T P P#P P#P#P




S T P P#P P#P#P




S T P P#P P#P#P




S T P P#P P#P#P



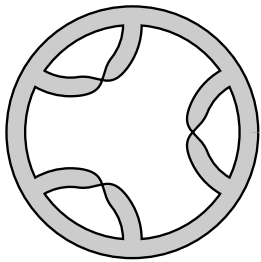
S T P P#P P#P#P




S T P P#P P#P#P




S T P P#P P#P#P



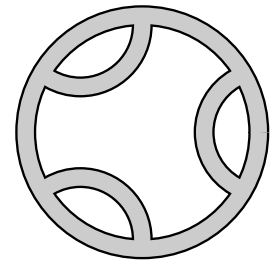
S T P P#P P#P#P



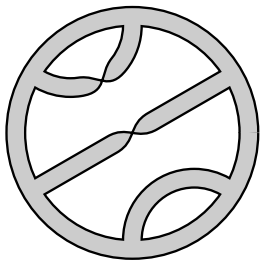
S T P P#P P#P#P




S T P P#P P#P#P



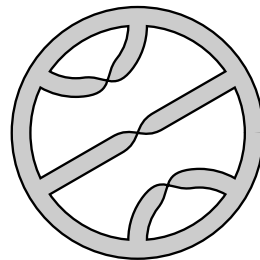
S T P P#P P#P#P



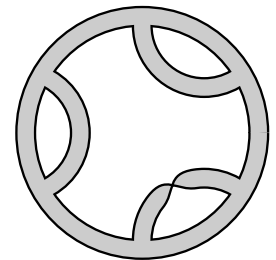
S T P P#P P#P#P



S T P P#P P#P#P



S T P P#P P#P#P

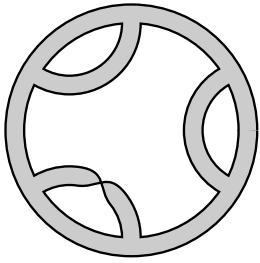


S T P P#P P#P#P


Name: \_\_\_\_\_

Second Exam EJ, Surfaces and Knots, Dave Bayer, April 2, 2002


For each surface diagram shown below, circle the name of the surface it represents.



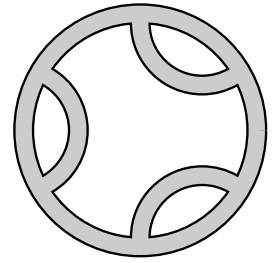
S T P P#P P#P#P




S T P P#P P#P#P




S T P P#P P#P#P




S T P P#P P#P#P




S T P P#P P#P#P




S T P P#P P#P#P



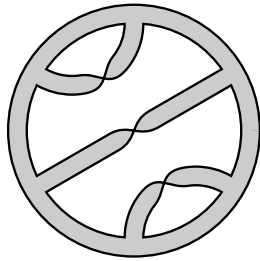
S T P P#P P#P#P




S T P P#P P#P#P



S T P P#P P#P#P




S T P P#P P#P#P




S T P P#P P#P#P




S T P P#P P#P#P




S T P P#P P#P#P



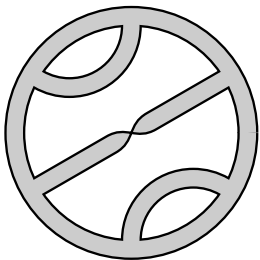
S T P P#P P#P#P




S T P P#P P#P#P



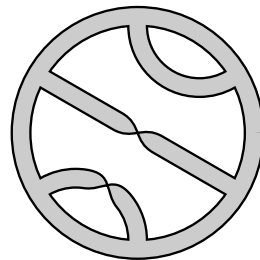
S T P P#P P#P#P



S T P P#P P#P#P



S T P P#P P#P#P



S T P P#P P#P#P




S T P P#P P#P#P


Name: \_\_\_\_\_

Second Exam EK, Surfaces and Knots, Dave Bayer, April 2, 2002


For each surface diagram shown below, circle the name of the surface it represents.



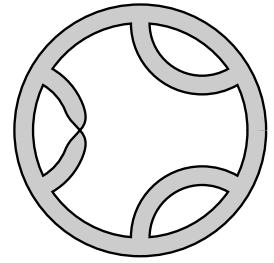
S T P P#P P#P#P




S T P P#P P#P#P




S T P P#P P#P#P




S T P P#P P#P#P



S T P P#P P#P#P



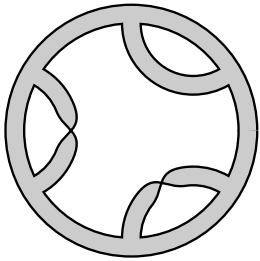
S T P P#P P#P#P



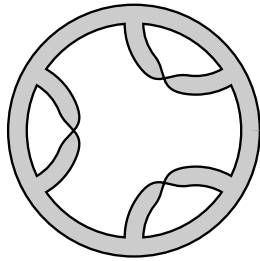
S T P P#P P#P#P




S T P P#P P#P#P




S T P P#P P#P#P




S T P P#P P#P#P




S T P P#P P#P#P




S T P P#P P#P#P




S T P P#P P#P#P



S T P P#P P#P#P



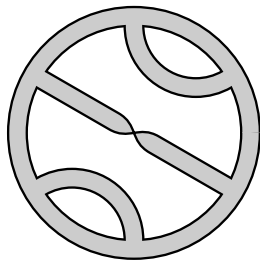
S T P P#P P#P#P




S T P P#P P#P#P



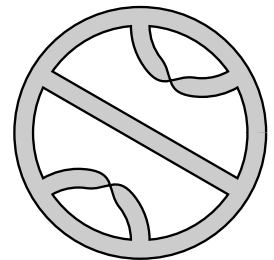
S T P P#P P#P#P



S T P P#P P#P#P



S T P P#P P#P#P

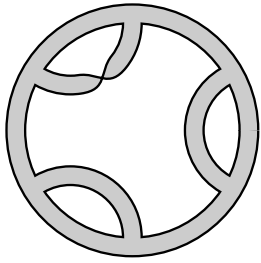


S T P P#P P#P#P


Name: \_\_\_\_\_

Second Exam EL, Surfaces and Knots, Dave Bayer, April 2, 2002


For each surface diagram shown below, circle the name of the surface it represents.



S T P P#P P#P#P




S T P P#P P#P#P




S T P P#P P#P#P




S T P P#P P#P#P




S T P P#P P#P#P




S T P P#P P#P#P




S T P P#P P#P#P




S T P P#P P#P#P




S T P P#P P#P#P



S T P P#P P#P#P



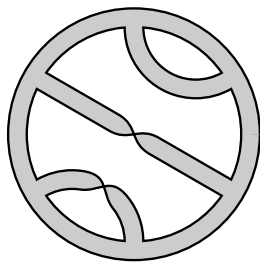
S T P P#P P#P#P




S T P P#P P#P#P



S T P P#P P#P#P




S T P P#P P#P#P




S T P P#P P#P#P



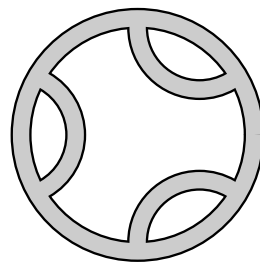
S T P P#P P#P#P




S T P P#P P#P#P



S T P P#P P#P#P



S T P P#P P#P#P




S T P P#P P#P#P




Name: \_\_\_\_\_

Second Exam EM, Surfaces and Knots, Dave Bayer, April 2, 2002


For each surface diagram shown below, circle the name of the surface it represents.




S T P P#P P#P#P




S T P P#P P#P#P




S T P P#P P#P#P



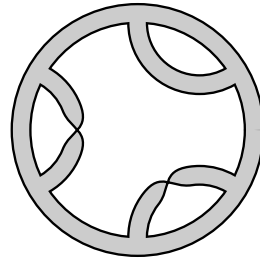
S T P P#P P#P#P




S T P P#P P#P#P



S T P P#P P#P#P



S T P P#P P#P#P




S T P P#P P#P#P




S T P P#P P#P#P




S T P P#P P#P#P




S T P P#P P#P#P




S T P P#P P#P#P



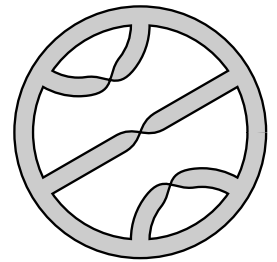
S T P P#P P#P#P



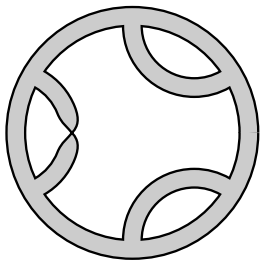
S T P P#P P#P#P




S T P P#P P#P#P



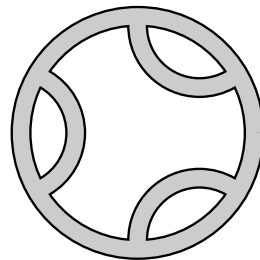
S T P P#P P#P#P




S T P P#P P#P#P



S T P P#P P#P#P



S T P P#P P#P#P




S T P P#P P#P#P


Name: \_\_\_\_\_

Second Exam FA, Surfaces and Knots, Dave Bayer, April 2, 2002

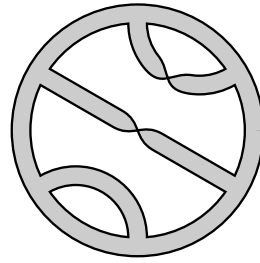
For each surface diagram shown below, circle the name of the surface it represents.




S T P P#P P#P#P




S T P P#P P#P#P




S T P P#P P#P#P



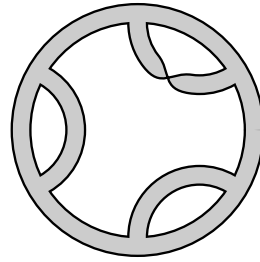
S T P P#P P#P#P



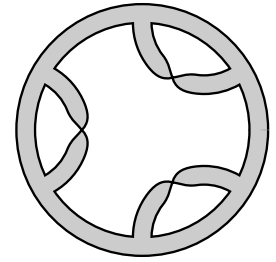
S T P P#P P#P#P




S T P P#P P#P#P



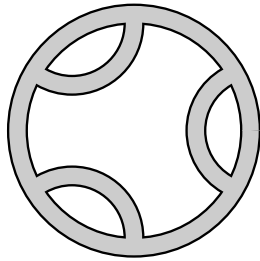
S T P P#P P#P#P




S T P P#P P#P#P




S T P P#P P#P#P




S T P P#P P#P#P




S T P P#P P#P#P




S T P P#P P#P#P




S T P P#P P#P#P




S T P P#P P#P#P




S T P P#P P#P#P



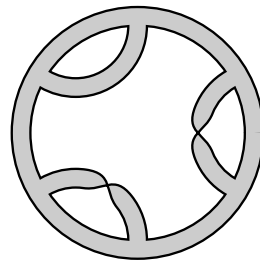
S T P P#P P#P#P




S T P P#P P#P#P



S T P P#P P#P#P



S T P P#P P#P#P




S T P P#P P#P#P


Name: \_\_\_\_\_

Second Exam FB, Surfaces and Knots, Dave Bayer, April 2, 2002

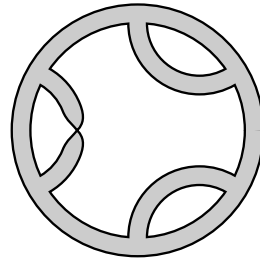
For each surface diagram shown below, circle the name of the surface it represents.




S T P P#P P#P#P




S T P P#P P#P#P




S T P P#P P#P#P



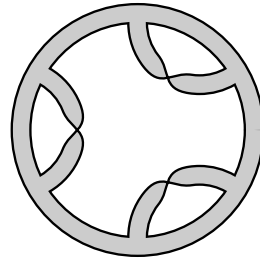
S T P P#P P#P#P




S T P P#P P#P#P




S T P P#P P#P#P




S T P P#P P#P#P




S T P P#P P#P#P




S T P P#P P#P#P




S T P P#P P#P#P



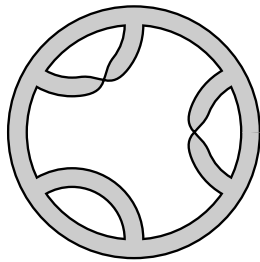
S T P P#P P#P#P




S T P P#P P#P#P



S T P P#P P#P#P




S T P P#P P#P#P




S T P P#P P#P#P




S T P P#P P#P#P




S T P P#P P#P#P



S T P P#P P#P#P



S T P P#P P#P#P




S T P P#P P#P#P


Name: \_\_\_\_\_

Second Exam FC, Surfaces and Knots, Dave Bayer, April 2, 2002


For each surface diagram shown below, circle the name of the surface it represents.




S T P P#P P#P#P




S T P P#P P#P#P



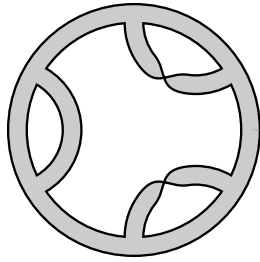
S T P P#P P#P#P




S T P P#P P#P#P




S T P P#P P#P#P




S T P P#P P#P#P




S T P P#P P#P#P




S T P P#P P#P#P




S T P P#P P#P#P




S T P P#P P#P#P



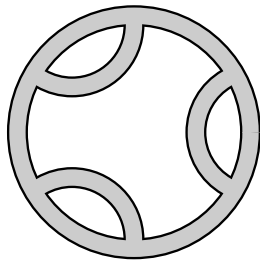
S T P P#P P#P#P




S T P P#P P#P#P




S T P P#P P#P#P



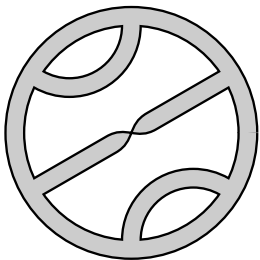
S T P P#P P#P#P



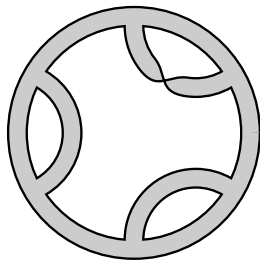
S T P P#P P#P#P




S T P P#P P#P#P




S T P P#P P#P#P



S T P P#P P#P#P



S T P P#P P#P#P




S T P P#P P#P#P


Name: \_\_\_\_\_

Second Exam FD, Surfaces and Knots, Dave Bayer, April 2, 2002


For each surface diagram shown below, circle the name of the surface it represents.



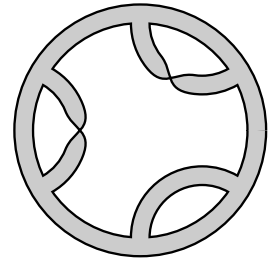
S T P P#P P#P#P



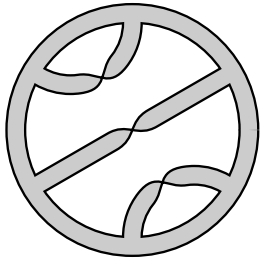
S T P P#P P#P#P



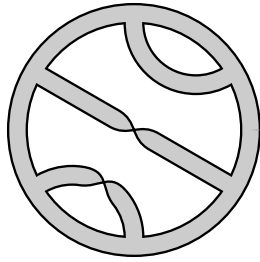
S T P P#P P#P#P




S T P P#P P#P#P




S T P P#P P#P#P




S T P P#P P#P#P




S T P P#P P#P#P




S T P P#P P#P#P




S T P P#P P#P#P



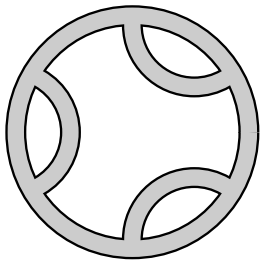
S T P P#P P#P#P



S T P P#P P#P#P




S T P P#P P#P#P




S T P P#P P#P#P




S T P P#P P#P#P




S T P P#P P#P#P



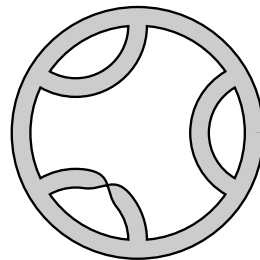
S T P P#P P#P#P




S T P P#P P#P#P



S T P P#P P#P#P



S T P P#P P#P#P




S T P P#P P#P#P


Name: \_\_\_\_\_

Second Exam FE, Surfaces and Knots, Dave Bayer, April 2, 2002


For each surface diagram shown below, circle the name of the surface it represents.




S T P P#P P#P#P




S T P P#P P#P#P




S T P P#P P#P#P




S T P P#P P#P#P



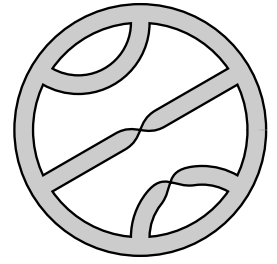
S T P P#P P#P#P



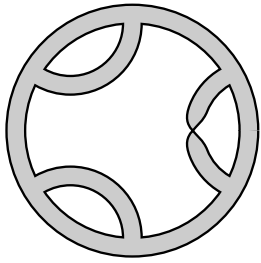
S T P P#P P#P#P




S T P P#P P#P#P




S T P P#P P#P#P




S T P P#P P#P#P



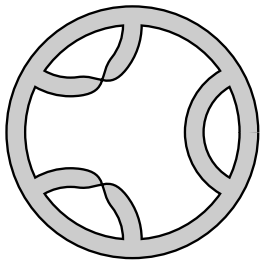
S T P P#P P#P#P




S T P P#P P#P#P




S T P P#P P#P#P




S T P P#P P#P#P




S T P P#P P#P#P




S T P P#P P#P#P




S T P P#P P#P#P




S T P P#P P#P#P



S T P P#P P#P#P



S T P P#P P#P#P




S T P P#P P#P#P

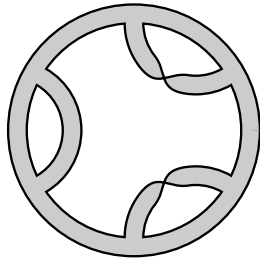
Name: \_\_\_\_\_

Second Exam FF, Surfaces and Knots, Dave Bayer, April 2, 2002


For each surface diagram shown below, circle the name of the surface it represents.




S T P P#P P#P#P




S T P P#P P#P#P




S T P P#P P#P#P




S T P P#P P#P#P




S T P P#P P#P#P



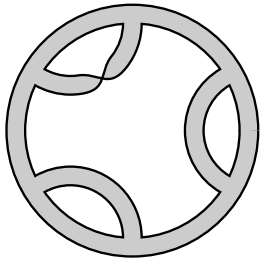
S T P P#P P#P#P




S T P P#P P#P#P




S T P P#P P#P#P




S T P P#P P#P#P




S T P P#P P#P#P



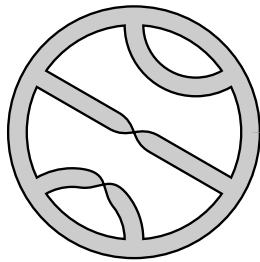
S T P P#P P#P#P




S T P P#P P#P#P




S T P P#P P#P#P




S T P P#P P#P#P




S T P P#P P#P#P



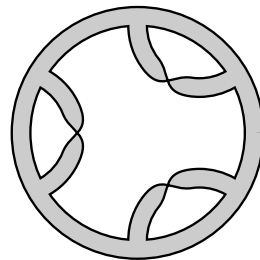
S T P P#P P#P#P




S T P P#P P#P#P



S T P P#P P#P#P



S T P P#P P#P#P




S T P P#P P#P#P

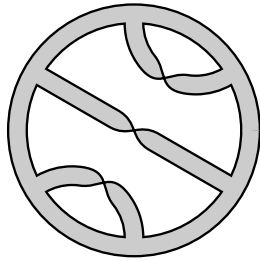
Name: \_\_\_\_\_

Second Exam FG, Surfaces and Knots, Dave Bayer, April 2, 2002


For each surface diagram shown below, circle the name of the surface it represents.




S T P P#P P#P#P




S T P P#P P#P#P




S T P P#P P#P#P




S T P P#P P#P#P



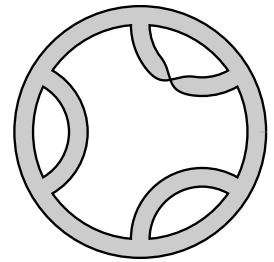
S T P P#P P#P#P




S T P P#P P#P#P




S T P P#P P#P#P




S T P P#P P#P#P




S T P P#P P#P#P



S T P P#P P#P#P



S T P P#P P#P#P



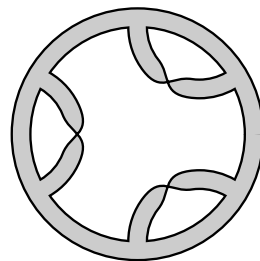
S T P P#P P#P#P




S T P P#P P#P#P



S T P P#P P#P#P




S T P P#P P#P#P




S T P P#P P#P#P




S T P P#P P#P#P



S T P P#P P#P#P



S T P P#P P#P#P




S T P P#P P#P#P



Name: \_\_\_\_\_

Second Exam FH, Surfaces and Knots, Dave Bayer, April 2, 2002


For each surface diagram shown below, circle the name of the surface it represents.




S T P P#P P#P#P



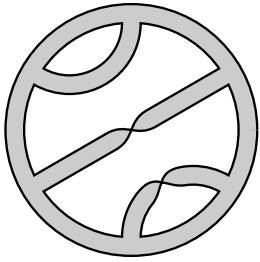
S T P P#P P#P#P




S T P P#P P#P#P




S T P P#P P#P#P



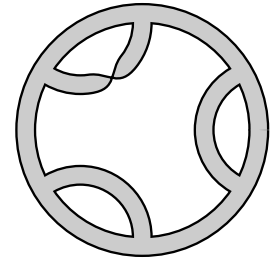
S T P P#P P#P#P




S T P P#P P#P#P




S T P P#P P#P#P




S T P P#P P#P#P




S T P P#P P#P#P




S T P P#P P#P#P



S T P P#P P#P#P




S T P P#P P#P#P




S T P P#P P#P#P




S T P P#P P#P#P




S T P P#P P#P#P




S T P P#P P#P#P




S T P P#P P#P#P



S T P P#P P#P#P



S T P P#P P#P#P




S T P P#P P#P#P


Name: \_\_\_\_\_

Second Exam FI, Surfaces and Knots, Dave Bayer, April 2, 2002


For each surface diagram shown below, circle the name of the surface it represents.




S T P P#P P#P#P




S T P P#P P#P#P




S T P P#P P#P#P




S T P P#P P#P#P




S T P P#P P#P#P



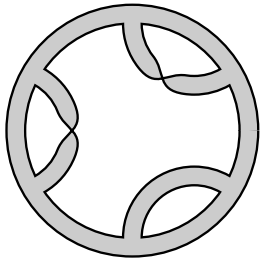
S T P P#P P#P#P




S T P P#P P#P#P




S T P P#P P#P#P



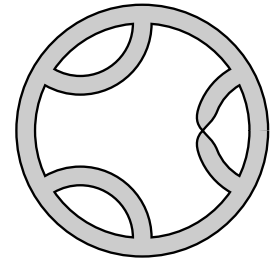
S T P P#P P#P#P



S T P P#P P#P#P



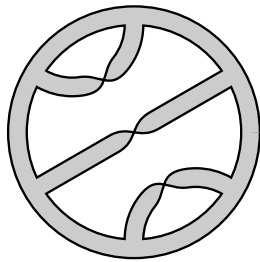
S T P P#P P#P#P




S T P P#P P#P#P



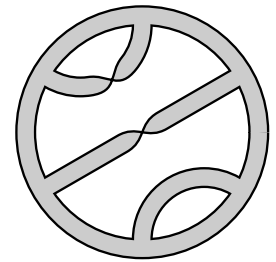
S T P P#P P#P#P



S T P P#P P#P#P




S T P P#P P#P#P




S T P P#P P#P#P



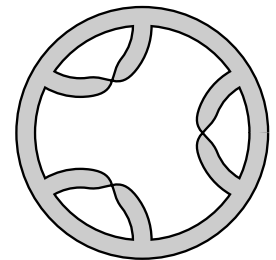
S T P P#P P#P#P



S T P P#P P#P#P



S T P P#P P#P#P




S T P P#P P#P#P


Name: \_\_\_\_\_

Second Exam FJ, Surfaces and Knots, Dave Bayer, April 2, 2002


For each surface diagram shown below, circle the name of the surface it represents.




S T P P#P P#P#P




S T P P#P P#P#P




S T P P#P P#P#P




S T P P#P P#P#P




S T P P#P P#P#P



S T P P#P P#P#P




S T P P#P P#P#P



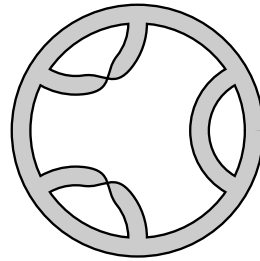
S T P P#P P#P#P



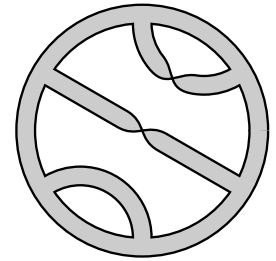
S T P P#P P#P#P



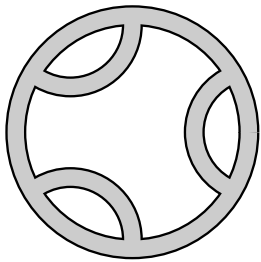
S T P P#P P#P#P



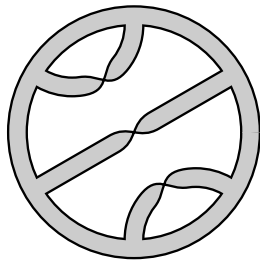
S T P P#P P#P#P




S T P P#P P#P#P




S T P P#P P#P#P



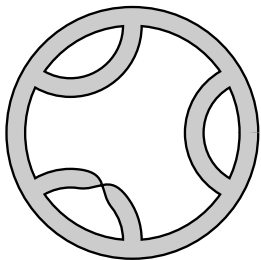
S T P P#P P#P#P




S T P P#P P#P#P




S T P P#P P#P#P




S T P P#P P#P#P



S T P P#P P#P#P



S T P P#P P#P#P




S T P P#P P#P#P


Name: \_\_\_\_\_

Second Exam FK, Surfaces and Knots, Dave Bayer, April 2, 2002


For each surface diagram shown below, circle the name of the surface it represents.




S T P P#P P#P#P



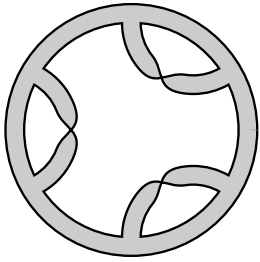
S T P P#P P#P#P




S T P P#P P#P#P




S T P P#P P#P#P



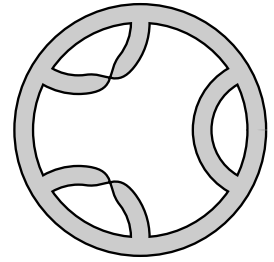
S T P P#P P#P#P



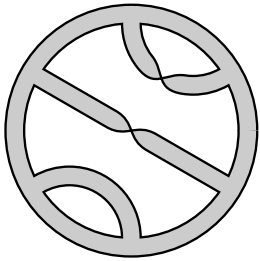
S T P P#P P#P#P




S T P P#P P#P#P




S T P P#P P#P#P




S T P P#P P#P#P



S T P P#P P#P#P




S T P P#P P#P#P



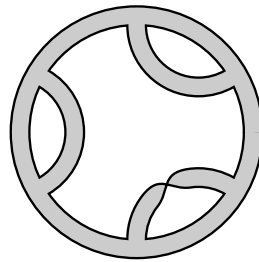
S T P P#P P#P#P




S T P P#P P#P#P




S T P P#P P#P#P




S T P P#P P#P#P




S T P P#P P#P#P




S T P P#P P#P#P



S T P P#P P#P#P



S T P P#P P#P#P




S T P P#P P#P#P


Name: \_\_\_\_\_

Second Exam FL, Surfaces and Knots, Dave Bayer, April 2, 2002

For each surface diagram shown below, circle the name of the surface it represents.



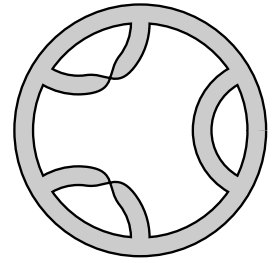
S T P P#P P#P#P




S T P P#P P#P#P




S T P P#P P#P#P




S T P P#P P#P#P




S T P P#P P#P#P




S T P P#P P#P#P




S T P P#P P#P#P




S T P P#P P#P#P




S T P P#P P#P#P




S T P P#P P#P#P




S T P P#P P#P#P




S T P P#P P#P#P




S T P P#P P#P#P




S T P P#P P#P#P




S T P P#P P#P#P




S T P P#P P#P#P



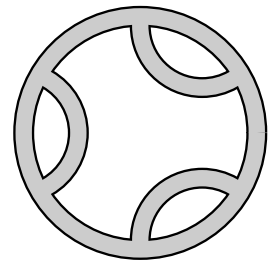
S T P P#P P#P#P



S T P P#P P#P#P



S T P P#P P#P#P




S T P P#P P#P#P

Name: \_\_\_\_\_

Second Exam FM, Surfaces and Knots, Dave Bayer, April 2, 2002


For each surface diagram shown below, circle the name of the surface it represents.




S T P P#P P#P#P




S T P P#P P#P#P




S T P P#P P#P#P




S T P P#P P#P#P




S T P P#P P#P#P




S T P P#P P#P#P




S T P P#P P#P#P



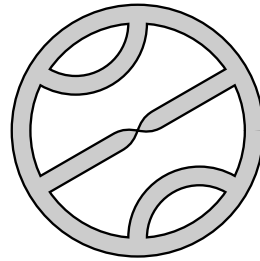
S T P P#P P#P#P



S T P P#P P#P#P



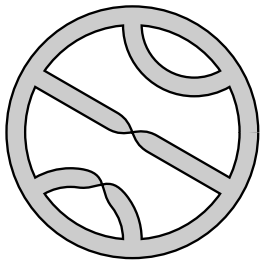
S T P P#P P#P#P




S T P P#P P#P#P




S T P P#P P#P#P



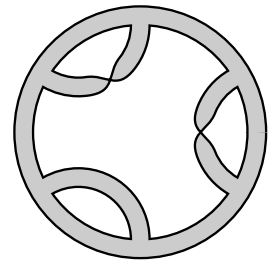
S T P P#P P#P#P



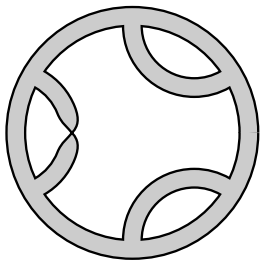
S T P P#P P#P#P




S T P P#P P#P#P




S T P P#P P#P#P




S T P P#P P#P#P



S T P P#P P#P#P



S T P P#P P#P#P




S T P P#P P#P#P


Name: \_\_\_\_\_

Second Exam GA, Surfaces and Knots, Dave Bayer, April 2, 2002


For each surface diagram shown below, circle the name of the surface it represents.




S T P P#P P#P#P



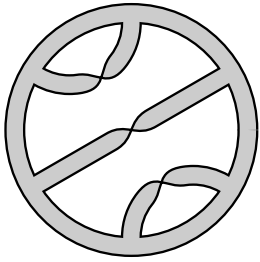
S T P P#P P#P#P



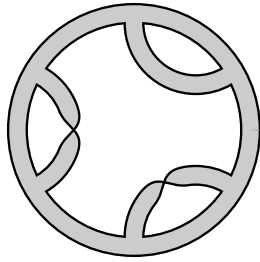
S T P P#P P#P#P




S T P P#P P#P#P




S T P P#P P#P#P




S T P P#P P#P#P




S T P P#P P#P#P




S T P P#P P#P#P




S T P P#P P#P#P




S T P P#P P#P#P




S T P P#P P#P#P



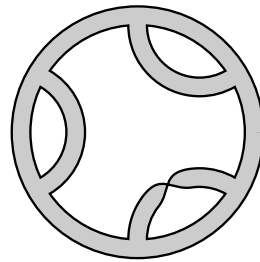
S T P P#P P#P#P




S T P P#P P#P#P




S T P P#P P#P#P




S T P P#P P#P#P




S T P P#P P#P#P




S T P P#P P#P#P



S T P P#P P#P#P



S T P P#P P#P#P




S T P P#P P#P#P


Name: \_\_\_\_\_

Second Exam GB, Surfaces and Knots, Dave Bayer, April 2, 2002


For each surface diagram shown below, circle the name of the surface it represents.




S T P P#P P#P#P




S T P P#P P#P#P




S T P P#P P#P#P




S T P P#P P#P#P




S T P P#P P#P#P




S T P P#P P#P#P




S T P P#P P#P#P




S T P P#P P#P#P




S T P P#P P#P#P




S T P P#P P#P#P



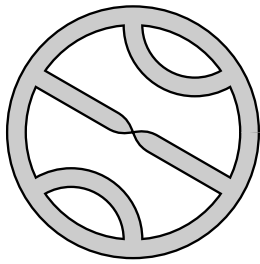
S T P P#P P#P#P




S T P P#P P#P#P



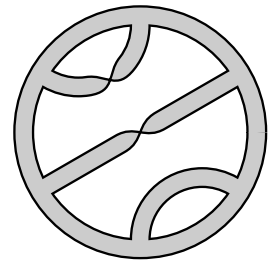
S T P P#P P#P#P




S T P P#P P#P#P



S T P P#P P#P#P



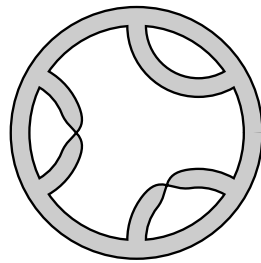
S T P P#P P#P#P



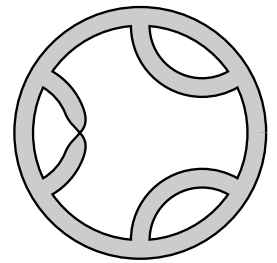
S T P P#P P#P#P



S T P P#P P#P#P



S T P P#P P#P#P




S T P P#P P#P#P




Name: \_\_\_\_\_

Second Exam GC, Surfaces and Knots, Dave Bayer, April 2, 2002


For each surface diagram shown below, circle the name of the surface it represents.




S T P P#P P#P#P




S T P P#P P#P#P




S T P P#P P#P#P




S T P P#P P#P#P




S T P P#P P#P#P



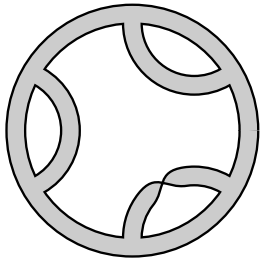
S T P P#P P#P#P




S T P P#P P#P#P




S T P P#P P#P#P




S T P P#P P#P#P




S T P P#P P#P#P




S T P P#P P#P#P



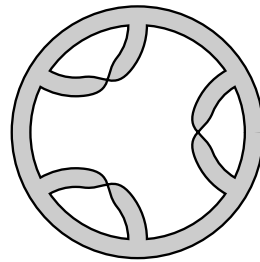
S T P P#P P#P#P




S T P P#P P#P#P




S T P P#P P#P#P



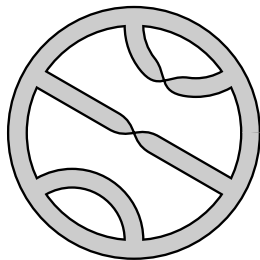
S T P P#P P#P#P



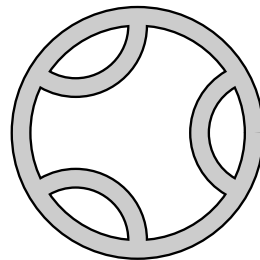
S T P P#P P#P#P




S T P P#P P#P#P



S T P P#P P#P#P



S T P P#P P#P#P




S T P P#P P#P#P


Name: \_\_\_\_\_

Second Exam GD, Surfaces and Knots, Dave Bayer, April 2, 2002


For each surface diagram shown below, circle the name of the surface it represents.




S T P P#P P#P#P




S T P P#P P#P#P




S T P P#P P#P#P



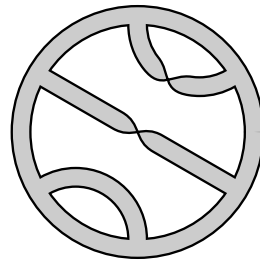
S T P P#P P#P#P



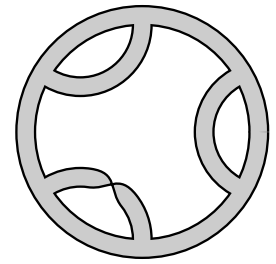
S T P P#P P#P#P




S T P P#P P#P#P




S T P P#P P#P#P



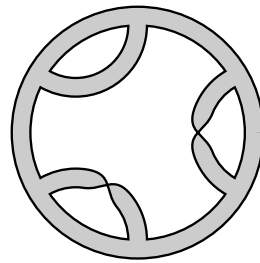
S T P P#P P#P#P




S T P P#P P#P#P




S T P P#P P#P#P




S T P P#P P#P#P




S T P P#P P#P#P




S T P P#P P#P#P




S T P P#P P#P#P



S T P P#P P#P#P




S T P P#P P#P#P




S T P P#P P#P#P



S T P P#P P#P#P



S T P P#P P#P#P




S T P P#P P#P#P

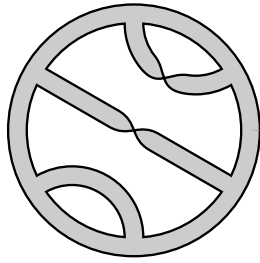
Name: \_\_\_\_\_

Second Exam GE, Surfaces and Knots, Dave Bayer, April 2, 2002


For each surface diagram shown below, circle the name of the surface it represents.



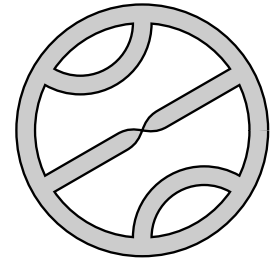
S T P P#P P#P#P




S T P P#P P#P#P




S T P P#P P#P#P




S T P P#P P#P#P




S T P P#P P#P#P




S T P P#P P#P#P




S T P P#P P#P#P




S T P P#P P#P#P




S T P P#P P#P#P




S T P P#P P#P#P




S T P P#P P#P#P



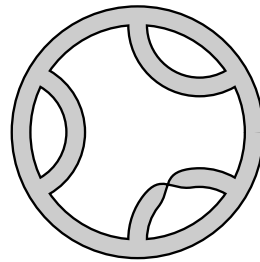
S T P P#P P#P#P



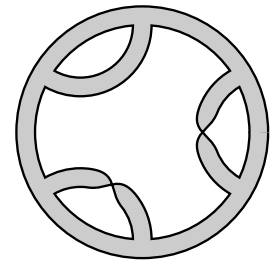
S T P P#P P#P#P




S T P P#P P#P#P




S T P P#P P#P#P




S T P P#P P#P#P




S T P P#P P#P#P



S T P P#P P#P#P



S T P P#P P#P#P




S T P P#P P#P#P


Name: \_\_\_\_\_

Second Exam GF, Surfaces and Knots, Dave Bayer, April 2, 2002


For each surface diagram shown below, circle the name of the surface it represents.




S T P P#P P#P#P



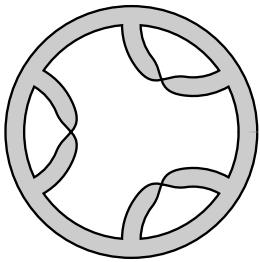
S T P P#P P#P#P



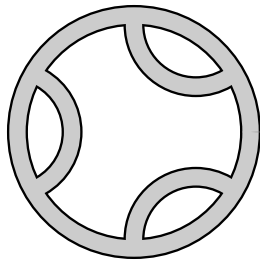
S T P P#P P#P#P




S T P P#P P#P#P




S T P P#P P#P#P




S T P P#P P#P#P



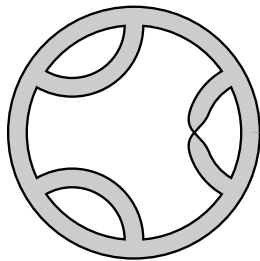
S T P P#P P#P#P




S T P P#P P#P#P



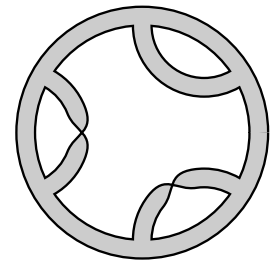
S T P P#P P#P#P



S T P P#P P#P#P




S T P P#P P#P#P




S T P P#P P#P#P



S T P P#P P#P#P



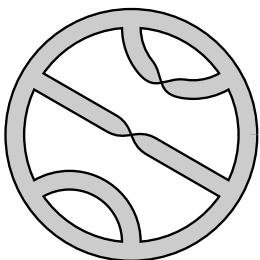
S T P P#P P#P#P




S T P P#P P#P#P




S T P P#P P#P#P




S T P P#P P#P#P



S T P P#P P#P#P



S T P P#P P#P#P




S T P P#P P#P#P

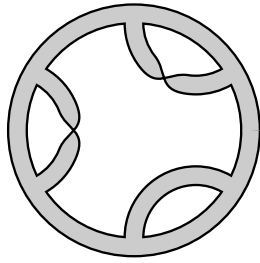
Name: \_\_\_\_\_

Second Exam GG, Surfaces and Knots, Dave Bayer, April 2, 2002


For each surface diagram shown below, circle the name of the surface it represents.




S T P P#P P#P#P



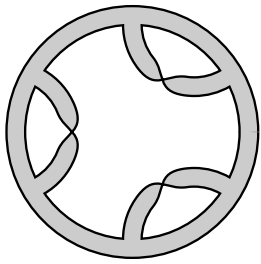
S T P P#P P#P#P




S T P P#P P#P#P




S T P P#P P#P#P



S T P P#P P#P#P




S T P P#P P#P#P




S T P P#P P#P#P



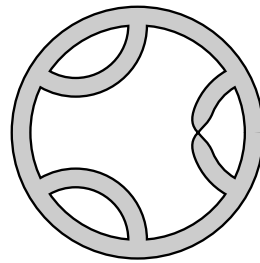
S T P P#P P#P#P




S T P P#P P#P#P




S T P P#P P#P#P




S T P P#P P#P#P




S T P P#P P#P#P




S T P P#P P#P#P




S T P P#P P#P#P




S T P P#P P#P#P




S T P P#P P#P#P




S T P P#P P#P#P



S T P P#P P#P#P



S T P P#P P#P#P




S T P P#P P#P#P

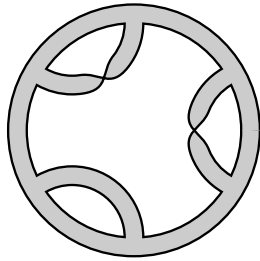
Name: \_\_\_\_\_

Second Exam GH, Surfaces and Knots, Dave Bayer, April 2, 2002


For each surface diagram shown below, circle the name of the surface it represents.




S T P P#P P#P#P




S T P P#P P#P#P




S T P P#P P#P#P




S T P P#P P#P#P



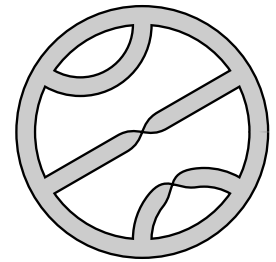
S T P P#P P#P#P




S T P P#P P#P#P



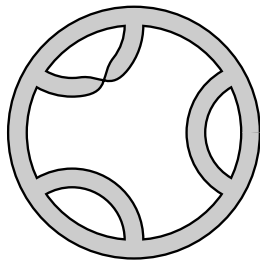
S T P P#P P#P#P




S T P P#P P#P#P




S T P P#P P#P#P




S T P P#P P#P#P



S T P P#P P#P#P




S T P P#P P#P#P




S T P P#P P#P#P




S T P P#P P#P#P




S T P P#P P#P#P




S T P P#P P#P#P



S T P P#P P#P#P



S T P P#P P#P#P



S T P P#P P#P#P




S T P P#P P#P#P


Name: \_\_\_\_\_

Second Exam GI, Surfaces and Knots, Dave Bayer, April 2, 2002


For each surface diagram shown below, circle the name of the surface it represents.




S T P P#P P#P#P




S T P P#P P#P#P



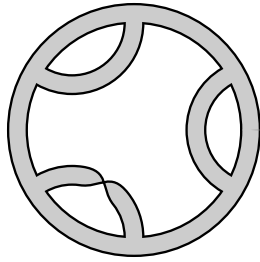
S T P P#P P#P#P




S T P P#P P#P#P




S T P P#P P#P#P




S T P P#P P#P#P



S T P P#P P#P#P




S T P P#P P#P#P




S T P P#P P#P#P




S T P P#P P#P#P



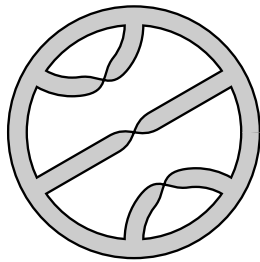
S T P P#P P#P#P




S T P P#P P#P#P




S T P P#P P#P#P




S T P P#P P#P#P



S T P P#P P#P#P




S T P P#P P#P#P




S T P P#P P#P#P



S T P P#P P#P#P



S T P P#P P#P#P




S T P P#P P#P#P

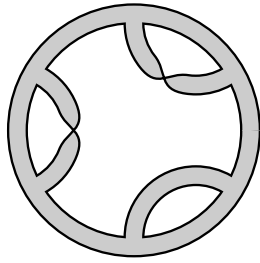
Name: \_\_\_\_\_

Second Exam GJ, Surfaces and Knots, Dave Bayer, April 2, 2002


For each surface diagram shown below, circle the name of the surface it represents.



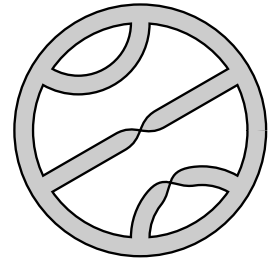
S T P P#P P#P#P



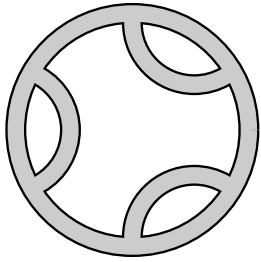
S T P P#P P#P#P




S T P P#P P#P#P




S T P P#P P#P#P




S T P P#P P#P#P



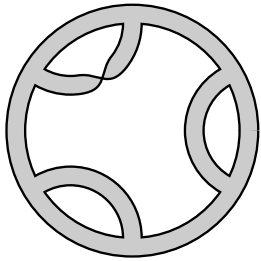
S T P P#P P#P#P




S T P P#P P#P#P




S T P P#P P#P#P



S T P P#P P#P#P




S T P P#P P#P#P




S T P P#P P#P#P



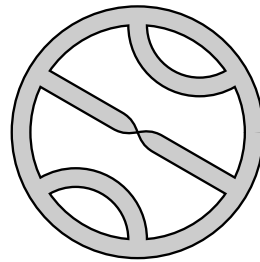
S T P P#P P#P#P




S T P P#P P#P#P




S T P P#P P#P#P




S T P P#P P#P#P




S T P P#P P#P#P




S T P P#P P#P#P



S T P P#P P#P#P



S T P P#P P#P#P




S T P P#P P#P#P




Name: \_\_\_\_\_

Second Exam GK, Surfaces and Knots, Dave Bayer, April 2, 2002


For each surface diagram shown below, circle the name of the surface it represents.




S T P P#P P#P#P



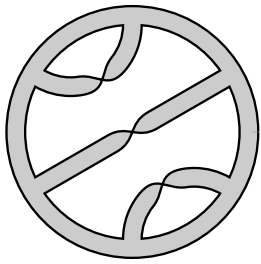
S T P P#P P#P#P




S T P P#P P#P#P




S T P P#P P#P#P




S T P P#P P#P#P




S T P P#P P#P#P




S T P P#P P#P#P




S T P P#P P#P#P



S T P P#P P#P#P



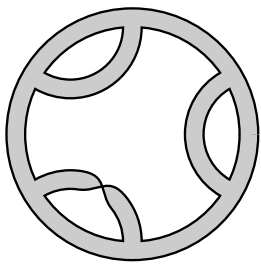
S T P P#P P#P#P




S T P P#P P#P#P




S T P P#P P#P#P




S T P P#P P#P#P




S T P P#P P#P#P




S T P P#P P#P#P



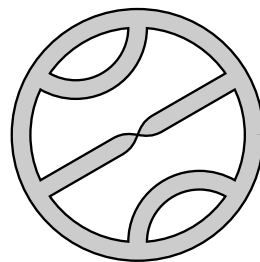
S T P P#P P#P#P



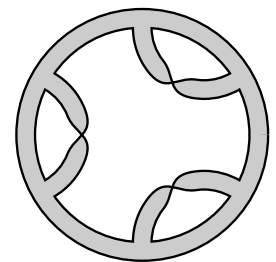
S T P P#P P#P#P



S T P P#P P#P#P



S T P P#P P#P#P




S T P P#P P#P#P


Name: \_\_\_\_\_

Second Exam GL, Surfaces and Knots, Dave Bayer, April 2, 2002


For each surface diagram shown below, circle the name of the surface it represents.




S T P P#P P#P#P



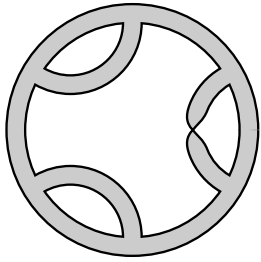
S T P P#P P#P#P




S T P P#P P#P#P




S T P P#P P#P#P



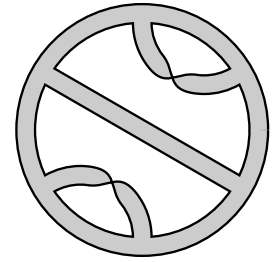
S T P P#P P#P#P




S T P P#P P#P#P




S T P P#P P#P#P



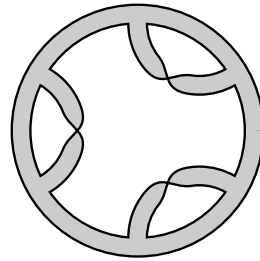
S T P P#P P#P#P




S T P P#P P#P#P



S T P P#P P#P#P




S T P P#P P#P#P




S T P P#P P#P#P




S T P P#P P#P#P



S T P P#P P#P#P



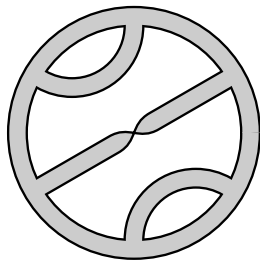
S T P P#P P#P#P




S T P P#P P#P#P



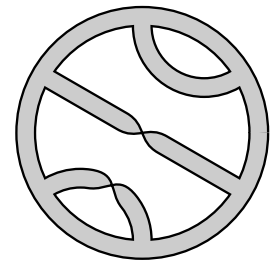
S T P P#P P#P#P



S T P P#P P#P#P



S T P P#P P#P#P




S T P P#P P#P#P


Name: \_\_\_\_\_

Second Exam GM, Surfaces and Knots, Dave Bayer, April 2, 2002


For each surface diagram shown below, circle the name of the surface it represents.




S T P P#P P#P#P




S T P P#P P#P#P



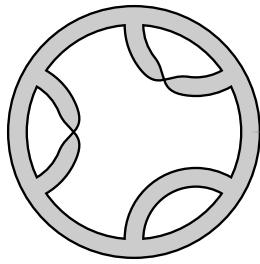
S T P P#P P#P#P




S T P P#P P#P#P




S T P P#P P#P#P




S T P P#P P#P#P



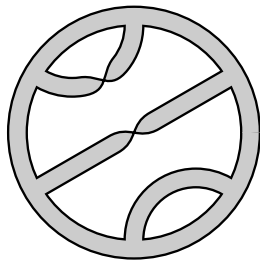
S T P P#P P#P#P




S T P P#P P#P#P



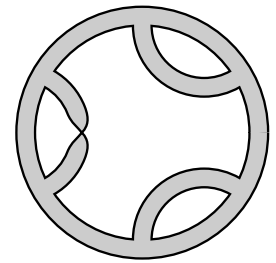
S T P P#P P#P#P




S T P P#P P#P#P




S T P P#P P#P#P



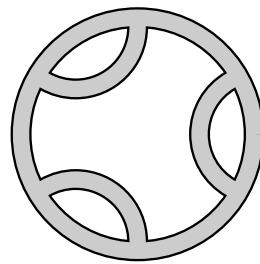
S T P P#P P#P#P



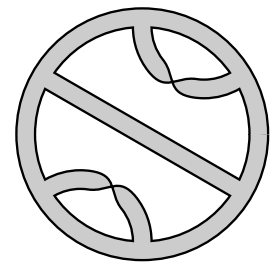
S T P P#P P#P#P




S T P P#P P#P#P



S T P P#P P#P#P




S T P P#P P#P#P




S T P P#P P#P#P



S T P P#P P#P#P



S T P P#P P#P#P




S T P P#P P#P#P


Name: \_\_\_\_\_

Second Exam HA, Surfaces and Knots, Dave Bayer, April 2, 2002


For each surface diagram shown below, circle the name of the surface it represents.



S T P P#P P#P#P




S T P P#P P#P#P



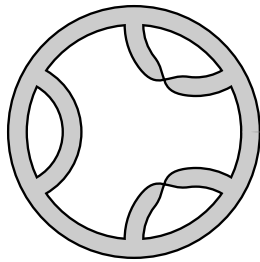
S T P P#P P#P#P



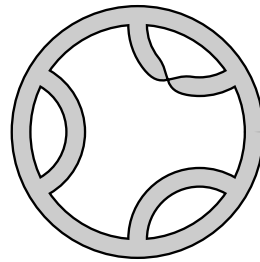
S T P P#P P#P#P




S T P P#P P#P#P




S T P P#P P#P#P




S T P P#P P#P#P




S T P P#P P#P#P




S T P P#P P#P#P




S T P P#P P#P#P




S T P P#P P#P#P




S T P P#P P#P#P



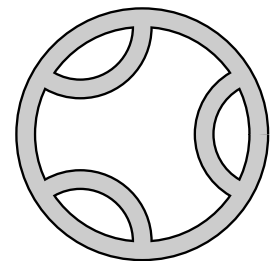
S T P P#P P#P#P




S T P P#P P#P#P




S T P P#P P#P#P




S T P P#P P#P#P




S T P P#P P#P#P



S T P P#P P#P#P



S T P P#P P#P#P




S T P P#P P#P#P


Name: \_\_\_\_\_

Second Exam HB, Surfaces and Knots, Dave Bayer, April 2, 2002

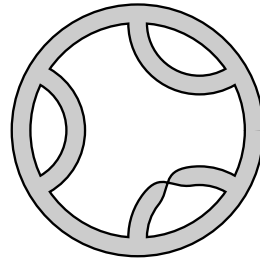
For each surface diagram shown below, circle the name of the surface it represents.




S T P P#P P#P#P




S T P P#P P#P#P



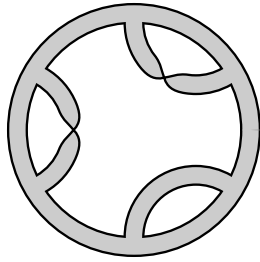
S T P P#P P#P#P



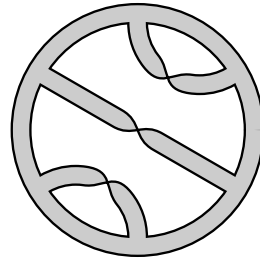
S T P P#P P#P#P




S T P P#P P#P#P




S T P P#P P#P#P



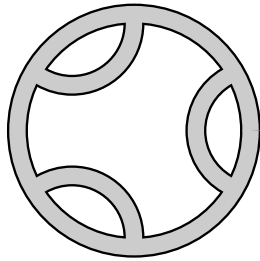
S T P P#P P#P#P




S T P P#P P#P#P




S T P P#P P#P#P




S T P P#P P#P#P




S T P P#P P#P#P




S T P P#P P#P#P



S T P P#P P#P#P



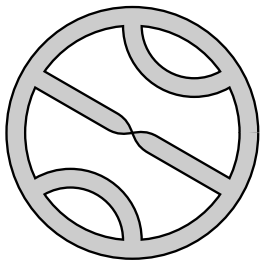
S T P P#P P#P#P




S T P P#P P#P#P




S T P P#P P#P#P




S T P P#P P#P#P



S T P P#P P#P#P



S T P P#P P#P#P




S T P P#P P#P#P


Name: \_\_\_\_\_

Second Exam HC, Surfaces and Knots, Dave Bayer, April 2, 2002

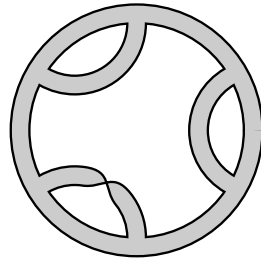
For each surface diagram shown below, circle the name of the surface it represents.




S T P P#P P#P#P



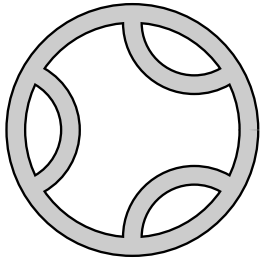
S T P P#P P#P#P




S T P P#P P#P#P




S T P P#P P#P#P




S T P P#P P#P#P



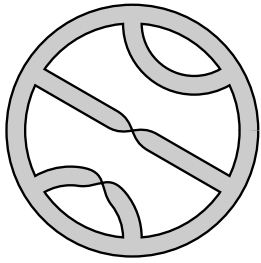
S T P P#P P#P#P




S T P P#P P#P#P




S T P P#P P#P#P




S T P P#P P#P#P




S T P P#P P#P#P




S T P P#P P#P#P




S T P P#P P#P#P




S T P P#P P#P#P




S T P P#P P#P#P




S T P P#P P#P#P



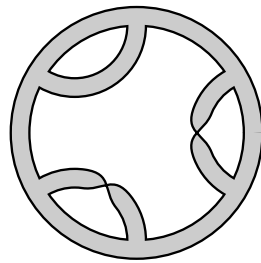
S T P P#P P#P#P




S T P P#P P#P#P



S T P P#P P#P#P



S T P P#P P#P#P




S T P P#P P#P#P


Name: \_\_\_\_\_

Second Exam HD, Surfaces and Knots, Dave Bayer, April 2, 2002

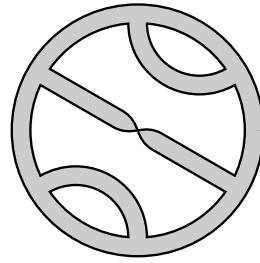
For each surface diagram shown below, circle the name of the surface it represents.




S T P P#P P#P#P




S T P P#P P#P#P



S T P P#P P#P#P




S T P P#P P#P#P




S T P P#P P#P#P



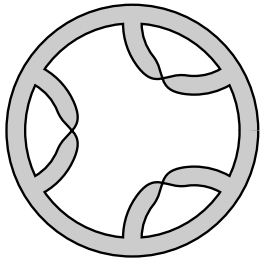
S T P P#P P#P#P



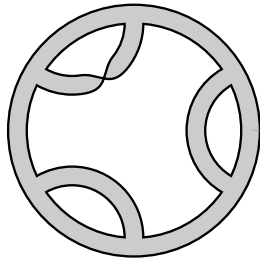
S T P P#P P#P#P




S T P P#P P#P#P




S T P P#P P#P#P



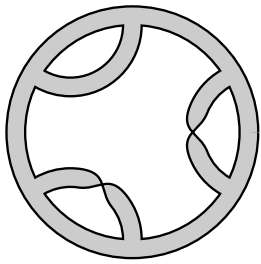
S T P P#P P#P#P




S T P P#P P#P#P



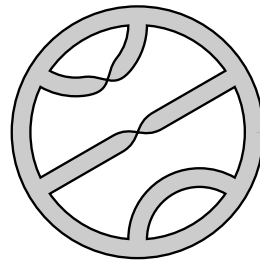
S T P P#P P#P#P




S T P P#P P#P#P




S T P P#P P#P#P




S T P P#P P#P#P




S T P P#P P#P#P



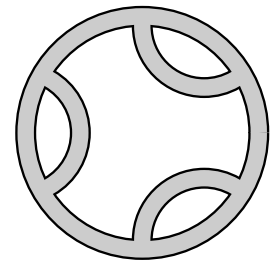
S T P P#P P#P#P



S T P P#P P#P#P



S T P P#P P#P#P

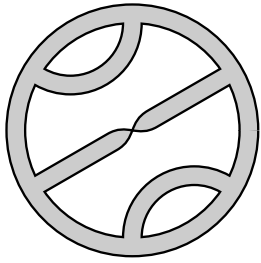


S T P P#P P#P#P

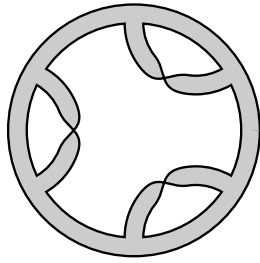
Name: \_\_\_\_\_

Second Exam HE, Surfaces and Knots, Dave Bayer, April 2, 2002

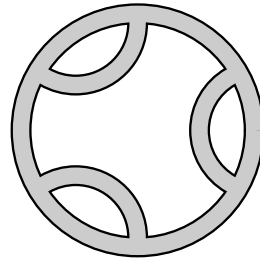
For each surface diagram shown below, circle the name of the surface it represents.




S T P P#P P#P#P



S T P P#P P#P#P




S T P P#P P#P#P




S T P P#P P#P#P



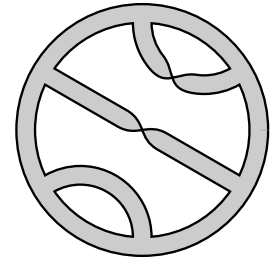
S T P P#P P#P#P




S T P P#P P#P#P




S T P P#P P#P#P




S T P P#P P#P#P




S T P P#P P#P#P



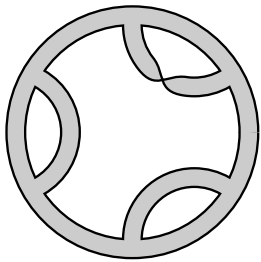
S T P P#P P#P#P




S T P P#P P#P#P




S T P P#P P#P#P




S T P P#P P#P#P




S T P P#P P#P#P




S T P P#P P#P#P



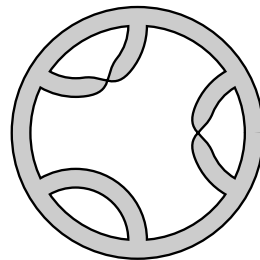
S T P P#P P#P#P




S T P P#P P#P#P



S T P P#P P#P#P



S T P P#P P#P#P




S T P P#P P#P#P




Name: \_\_\_\_\_

Second Exam HF, Surfaces and Knots, Dave Bayer, April 2, 2002


For each surface diagram shown below, circle the name of the surface it represents.




S T P P#P P#P#P




S T P P#P P#P#P




S T P P#P P#P#P



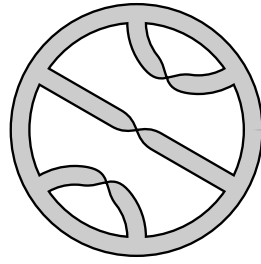
S T P P#P P#P#P




S T P P#P P#P#P



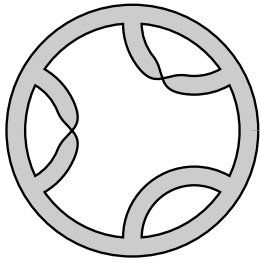
S T P P#P P#P#P




S T P P#P P#P#P




S T P P#P P#P#P




S T P P#P P#P#P



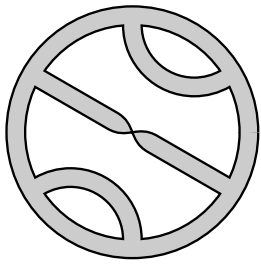
S T P P#P P#P#P



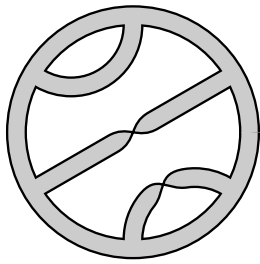
S T P P#P P#P#P




S T P P#P P#P#P




S T P P#P P#P#P




S T P P#P P#P#P




S T P P#P P#P#P




S T P P#P P#P#P



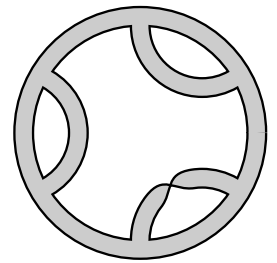
S T P P#P P#P#P



S T P P#P P#P#P



S T P P#P P#P#P



S T P P#P P#P#P

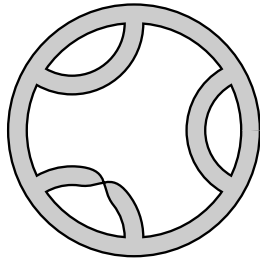
Name: \_\_\_\_\_

Second Exam HG, Surfaces and Knots, Dave Bayer, April 2, 2002

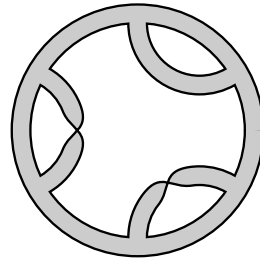
For each surface diagram shown below, circle the name of the surface it represents.




S T P P#P P#P#P




S T P P#P P#P#P




S T P P#P P#P#P




S T P P#P P#P#P




S T P P#P P#P#P



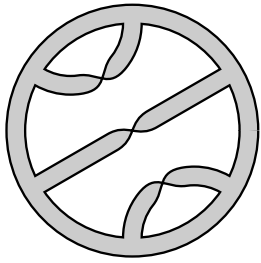
S T P P#P P#P#P




S T P P#P P#P#P




S T P P#P P#P#P




S T P P#P P#P#P




S T P P#P P#P#P




S T P P#P P#P#P




S T P P#P P#P#P




S T P P#P P#P#P



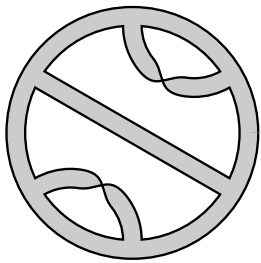
S T P P#P P#P#P



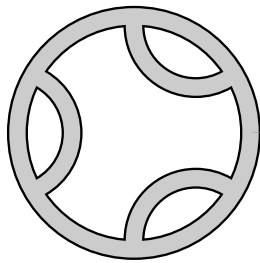
S T P P#P P#P#P




S T P P#P P#P#P




S T P P#P P#P#P



S T P P#P P#P#P



S T P P#P P#P#P




S T P P#P P#P#P


Name: \_\_\_\_\_

Second Exam HH, Surfaces and Knots, Dave Bayer, April 2, 2002


For each surface diagram shown below, circle the name of the surface it represents.




S T P P#P P#P#P




S T P P#P P#P#P




S T P P#P P#P#P



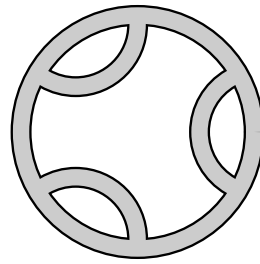
S T P P#P P#P#P




S T P P#P P#P#P




S T P P#P P#P#P



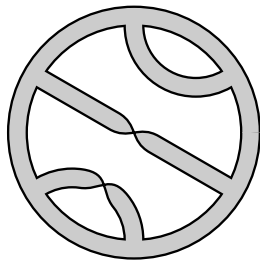
S T P P#P P#P#P




S T P P#P P#P#P



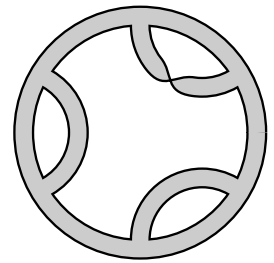
S T P P#P P#P#P




S T P P#P P#P#P




S T P P#P P#P#P




S T P P#P P#P#P




S T P P#P P#P#P




S T P P#P P#P#P




S T P P#P P#P#P




S T P P#P P#P#P



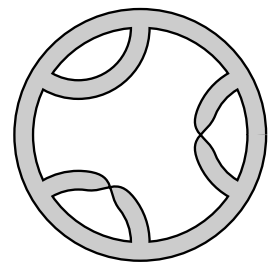
S T P P#P P#P#P



S T P P#P P#P#P



S T P P#P P#P#P




S T P P#P P#P#P


Name: \_\_\_\_\_

Second Exam III, Surfaces and Knots, Dave Bayer, April 2, 2002


For each surface diagram shown below, circle the name of the surface it represents.




S T P P#P P#P#P




S T P P#P P#P#P



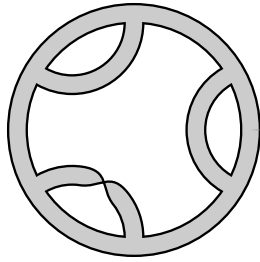
S T P P#P P#P#P




S T P P#P P#P#P




S T P P#P P#P#P



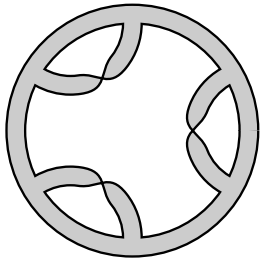
S T P P#P P#P#P




S T P P#P P#P#P




S T P P#P P#P#P




S T P P#P P#P#P




S T P P#P P#P#P



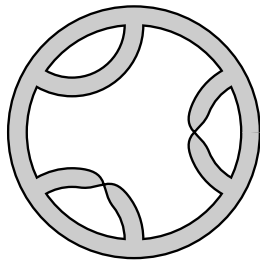
S T P P#P P#P#P




S T P P#P P#P#P



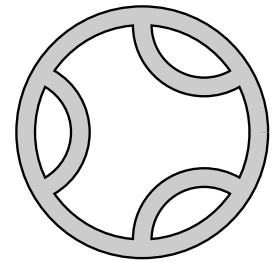
S T P P#P P#P#P



S T P P#P P#P#P




S T P P#P P#P#P




S T P P#P P#P#P



S T P P#P P#P#P



S T P P#P P#P#P



S T P P#P P#P#P




S T P P#P P#P#P


Name: \_\_\_\_\_

Second Exam HJ, Surfaces and Knots, Dave Bayer, April 2, 2002


For each surface diagram shown below, circle the name of the surface it represents.



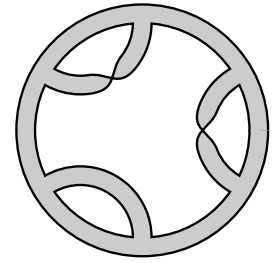
S T P P#P P#P#P




S T P P#P P#P#P



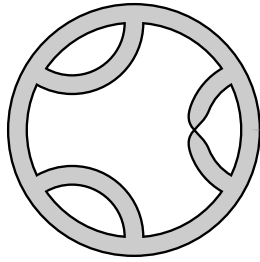
S T P P#P P#P#P




S T P P#P P#P#P



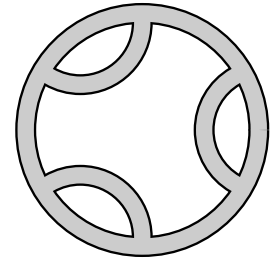
S T P P#P P#P#P




S T P P#P P#P#P




S T P P#P P#P#P




S T P P#P P#P#P




S T P P#P P#P#P




S T P P#P P#P#P



S T P P#P P#P#P




S T P P#P P#P#P




S T P P#P P#P#P




S T P P#P P#P#P



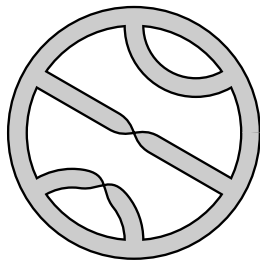
S T P P#P P#P#P




S T P P#P P#P#P



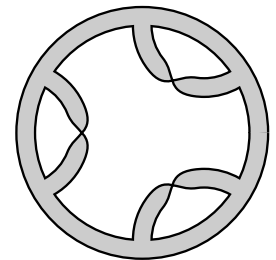
S T P P#P P#P#P



S T P P#P P#P#P



S T P P#P P#P#P




S T P P#P P#P#P


Name: \_\_\_\_\_

Second Exam HK, Surfaces and Knots, Dave Bayer, April 2, 2002

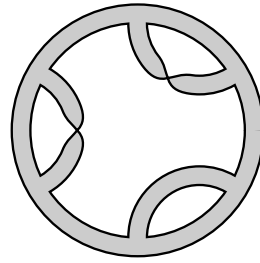
For each surface diagram shown below, circle the name of the surface it represents.




S T P P#P P#P#P




S T P P#P P#P#P




S T P P#P P#P#P




S T P P#P P#P#P




S T P P#P P#P#P




S T P P#P P#P#P




S T P P#P P#P#P




S T P P#P P#P#P




S T P P#P P#P#P




S T P P#P P#P#P




S T P P#P P#P#P



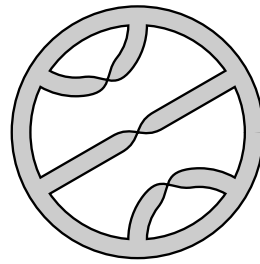
S T P P#P P#P#P




S T P P#P P#P#P



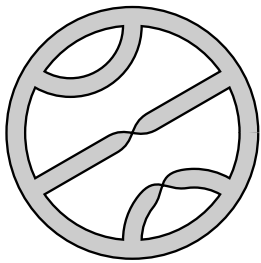
S T P P#P P#P#P




S T P P#P P#P#P




S T P P#P P#P#P




S T P P#P P#P#P



S T P P#P P#P#P



S T P P#P P#P#P




S T P P#P P#P#P


Name: \_\_\_\_\_

Second Exam HL, Surfaces and Knots, Dave Bayer, April 2, 2002


For each surface diagram shown below, circle the name of the surface it represents.




S T P P#P P#P#P



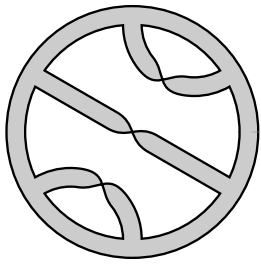
S T P P#P P#P#P




S T P P#P P#P#P




S T P P#P P#P#P



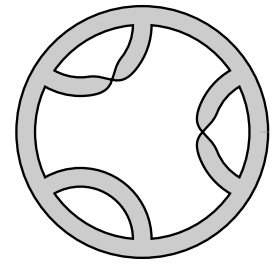
S T P P#P P#P#P



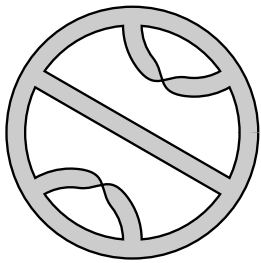
S T P P#P P#P#P




S T P P#P P#P#P




S T P P#P P#P#P




S T P P#P P#P#P




S T P P#P P#P#P




S T P P#P P#P#P




S T P P#P P#P#P




S T P P#P P#P#P




S T P P#P P#P#P




S T P P#P P#P#P



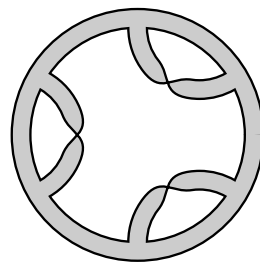
S T P P#P P#P#P




S T P P#P P#P#P



S T P P#P P#P#P



S T P P#P P#P#P




S T P P#P P#P#P


Name: \_\_\_\_\_

Second Exam HM, Surfaces and Knots, Dave Bayer, April 2, 2002

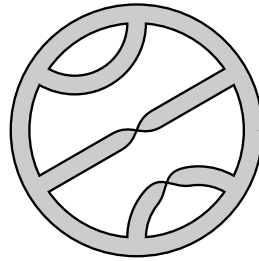
For each surface diagram shown below, circle the name of the surface it represents.




S T P P#P P#P#P




S T P P#P P#P#P




S T P P#P P#P#P




S T P P#P P#P#P




S T P P#P P#P#P




S T P P#P P#P#P




S T P P#P P#P#P




S T P P#P P#P#P




S T P P#P P#P#P




S T P P#P P#P#P



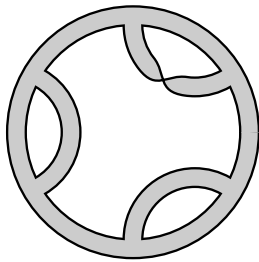
S T P P#P P#P#P




S T P P#P P#P#P




S T P P#P P#P#P



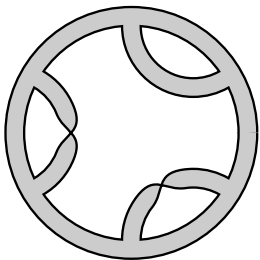
S T P P#P P#P#P




S T P P#P P#P#P



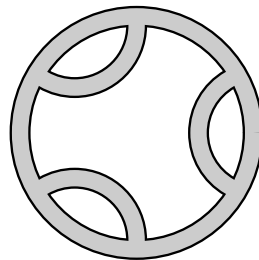
S T P P#P P#P#P




S T P P#P P#P#P



S T P P#P P#P#P



S T P P#P P#P#P




S T P P#P P#P#P




Name: \_\_\_\_\_

Second Exam IA, Surfaces and Knots, Dave Bayer, April 2, 2002


For each surface diagram shown below, circle the name of the surface it represents.




S T P P#P P#P#P




S T P P#P P#P#P




S T P P#P P#P#P




S T P P#P P#P#P



S T P P#P P#P#P



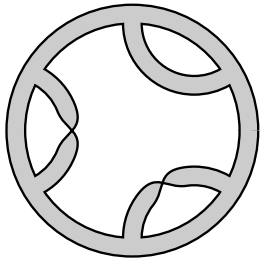
S T P P#P P#P#P




S T P P#P P#P#P




S T P P#P P#P#P




S T P P#P P#P#P




S T P P#P P#P#P




S T P P#P P#P#P




S T P P#P P#P#P




S T P P#P P#P#P



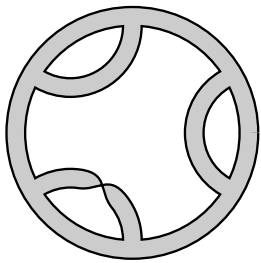
S T P P#P P#P#P




S T P P#P P#P#P




S T P P#P P#P#P




S T P P#P P#P#P



S T P P#P P#P#P



S T P P#P P#P#P

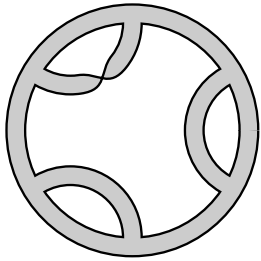


S T P P#P P#P#P


Name: \_\_\_\_\_

## Second Exam IB, Surfaces and Knots, Dave Bayer, April 2, 2002


For each surface diagram shown below, circle the name of the surface it represents.



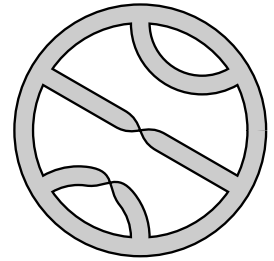
S T P P#P P#P#P




S T P P#P P#P#P




S T P P#P P#P#P



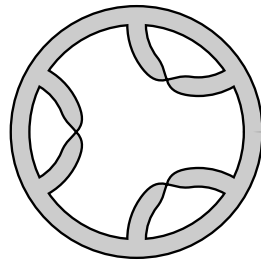
S T P P#P P#P#P




S T P P#P P#P#P




S T P P#P P#P#P




S T P P#P P#P#P




S T P P#P P#P#P



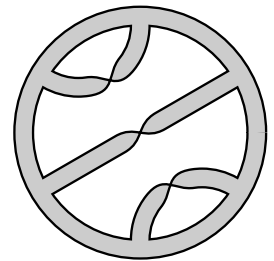
S T P P#P P#P#P




S T P P#P P#P#P




S T P P#P P#P#P



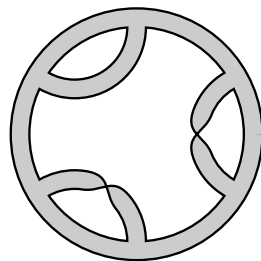
S T P P#P P#P#P




S T P P#P P#P#P




S T P P#P P#P#P




S T P P#P P#P#P




S T P P#P P#P#P




S T P P#P P#P#P



S T P P#P P#P#P



S T P P#P P#P#P




S T P P#P P#P#P


Name: \_\_\_\_\_

Second Exam IC, Surfaces and Knots, Dave Bayer, April 2, 2002


For each surface diagram shown below, circle the name of the surface it represents.



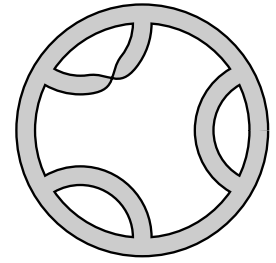
S T P P#P P#P#P




S T P P#P P#P#P



S T P P#P P#P#P




S T P P#P P#P#P




S T P P#P P#P#P




S T P P#P P#P#P




S T P P#P P#P#P




S T P P#P P#P#P




S T P P#P P#P#P



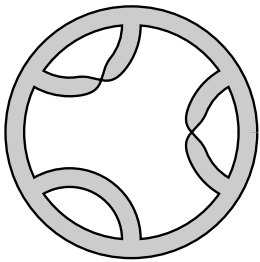
S T P P#P P#P#P




S T P P#P P#P#P



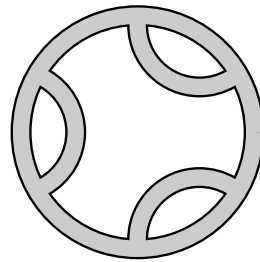
S T P P#P P#P#P




S T P P#P P#P#P




S T P P#P P#P#P




S T P P#P P#P#P




S T P P#P P#P#P




S T P P#P P#P#P



S T P P#P P#P#P



S T P P#P P#P#P

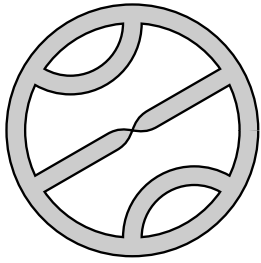


S T P P#P P#P#P

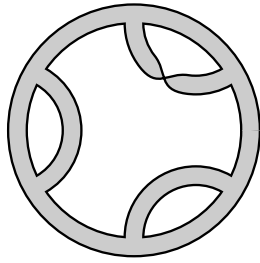
Name: \_\_\_\_\_

Second Exam ID, Surfaces and Knots, Dave Bayer, April 2, 2002


For each surface diagram shown below, circle the name of the surface it represents.




S T P P#P P#P#P



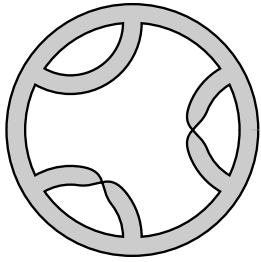
S T P P#P P#P#P




S T P P#P P#P#P




S T P P#P P#P#P




S T P P#P P#P#P



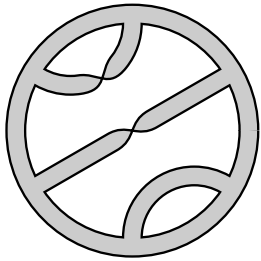
S T P P#P P#P#P




S T P P#P P#P#P




S T P P#P P#P#P




S T P P#P P#P#P




S T P P#P P#P#P




S T P P#P P#P#P




S T P P#P P#P#P




S T P P#P P#P#P




S T P P#P P#P#P




S T P P#P P#P#P



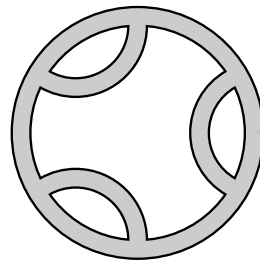
S T P P#P P#P#P



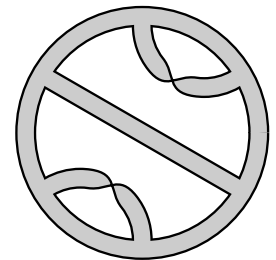
S T P P#P P#P#P



S T P P#P P#P#P



S T P P#P P#P#P

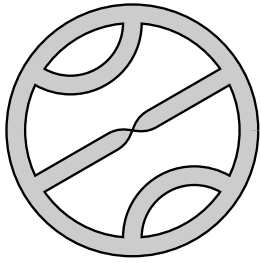


S T P P#P P#P#P


Name: \_\_\_\_\_

Second Exam IE, Surfaces and Knots, Dave Bayer, April 2, 2002


For each surface diagram shown below, circle the name of the surface it represents.



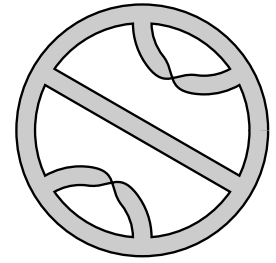
S T P P#P P#P#P




S T P P#P P#P#P




S T P P#P P#P#P




S T P P#P P#P#P



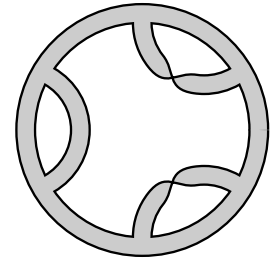
S T P P#P P#P#P



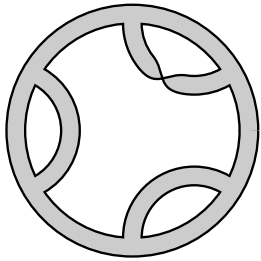
S T P P#P P#P#P




S T P P#P P#P#P




S T P P#P P#P#P




S T P P#P P#P#P




S T P P#P P#P#P




S T P P#P P#P#P




S T P P#P P#P#P




S T P P#P P#P#P



S T P P#P P#P#P




S T P P#P P#P#P



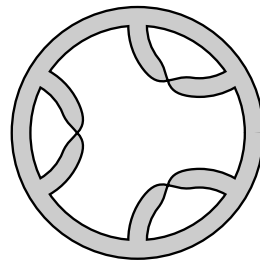
S T P P#P P#P#P




S T P P#P P#P#P



S T P P#P P#P#P



S T P P#P P#P#P




S T P P#P P#P#P

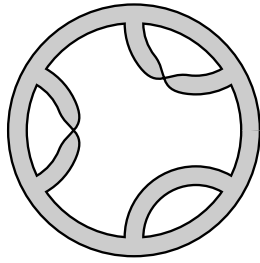
Name: \_\_\_\_\_

Second Exam IF, Surfaces and Knots, Dave Bayer, April 2, 2002

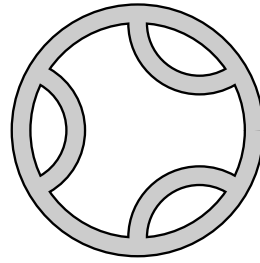
For each surface diagram shown below, circle the name of the surface it represents.




S T P P#P P#P#P




S T P P#P P#P#P



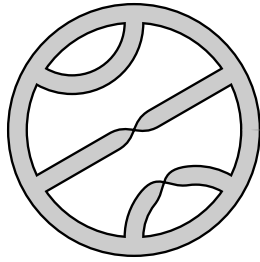
S T P P#P P#P#P




S T P P#P P#P#P




S T P P#P P#P#P




S T P P#P P#P#P




S T P P#P P#P#P



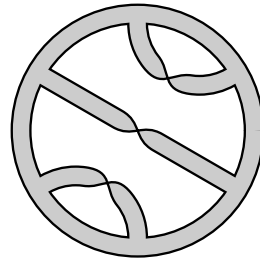
S T P P#P P#P#P



S T P P#P P#P#P




S T P P#P P#P#P




S T P P#P P#P#P



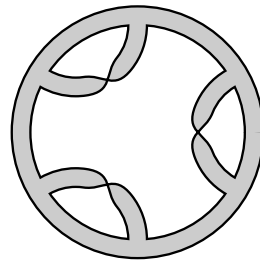
S T P P#P P#P#P



S T P P#P P#P#P




S T P P#P P#P#P




S T P P#P P#P#P




S T P P#P P#P#P




S T P P#P P#P#P



S T P P#P P#P#P



S T P P#P P#P#P




S T P P#P P#P#P

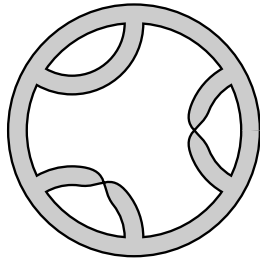
Name: \_\_\_\_\_

Second Exam IG, Surfaces and Knots, Dave Bayer, April 2, 2002


For each surface diagram shown below, circle the name of the surface it represents.




S T P P#P P#P#P




S T P P#P P#P#P




S T P P#P P#P#P




S T P P#P P#P#P




S T P P#P P#P#P




S T P P#P P#P#P




S T P P#P P#P#P




S T P P#P P#P#P



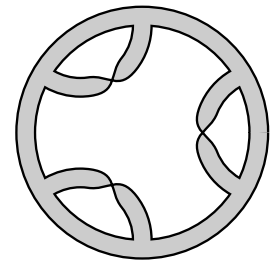
S T P P#P P#P#P



S T P P#P P#P#P



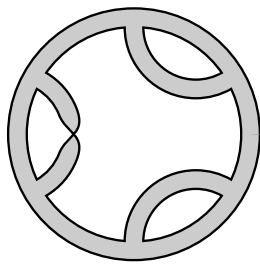
S T P P#P P#P#P




S T P P#P P#P#P




S T P P#P P#P#P



S T P P#P P#P#P



S T P P#P P#P#P




S T P P#P P#P#P




S T P P#P P#P#P



S T P P#P P#P#P



S T P P#P P#P#P




S T P P#P P#P#P


Name: \_\_\_\_\_

Second Exam IH, Surfaces and Knots, Dave Bayer, April 2, 2002


For each surface diagram shown below, circle the name of the surface it represents.



S T P P#P P#P#P




S T P P#P P#P#P




S T P P#P P#P#P



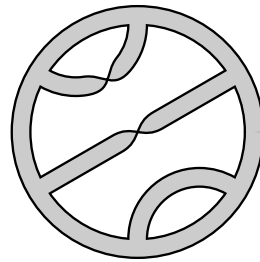
S T P P#P P#P#P




S T P P#P P#P#P



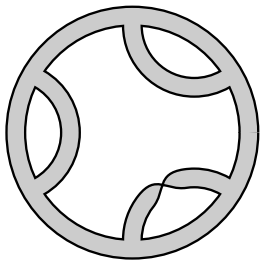
S T P P#P P#P#P




S T P P#P P#P#P




S T P P#P P#P#P



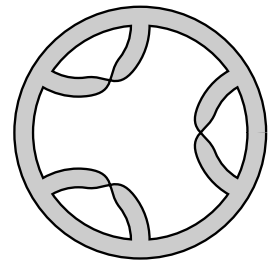
S T P P#P P#P#P



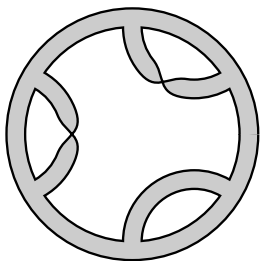
S T P P#P P#P#P




S T P P#P P#P#P




S T P P#P P#P#P




S T P P#P P#P#P




S T P P#P P#P#P




S T P P#P P#P#P




S T P P#P P#P#P



S T P P#P P#P#P



S T P P#P P#P#P



S T P P#P P#P#P



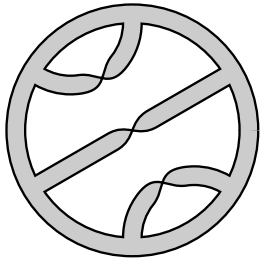
S T P P#P P#P#P




Name: \_\_\_\_\_

Second Exam II, Surfaces and Knots, Dave Bayer, April 2, 2002


For each surface diagram shown below, circle the name of the surface it represents.




S T P P#P P#P#P




S T P P#P P#P#P




S T P P#P P#P#P




S T P P#P P#P#P




S T P P#P P#P#P



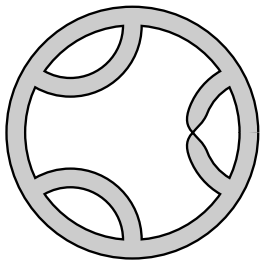
S T P P#P P#P#P




S T P P#P P#P#P



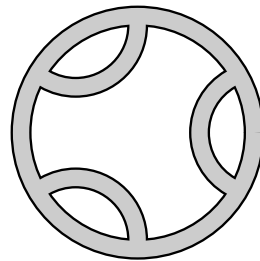
S T P P#P P#P#P



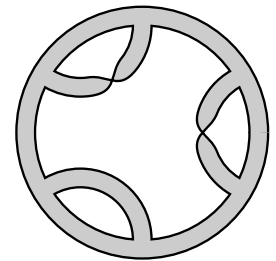
S T P P#P P#P#P




S T P P#P P#P#P



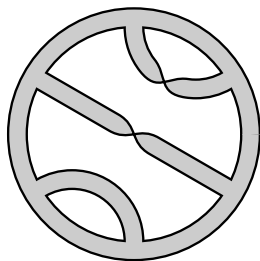
S T P P#P P#P#P




S T P P#P P#P#P




S T P P#P P#P#P



S T P P#P P#P#P




S T P P#P P#P#P




S T P P#P P#P#P




S T P P#P P#P#P



S T P P#P P#P#P



S T P P#P P#P#P

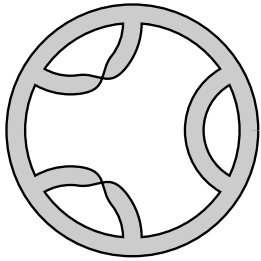


S T P P#P P#P#P


Name: \_\_\_\_\_

Second Exam II, Surfaces and Knots, Dave Bayer, April 2, 2002

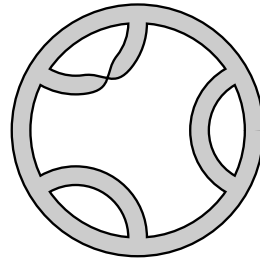
For each surface diagram shown below, circle the name of the surface it represents.




S T P P#P P#P#P




S T P P#P P#P#P




S T P P#P P#P#P




S T P P#P P#P#P



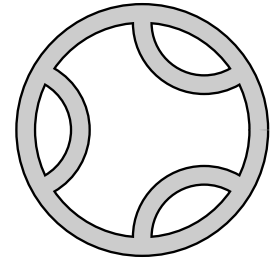
S T P P#P P#P#P



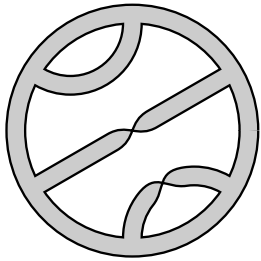
S T P P#P P#P#P




S T P P#P P#P#P




S T P P#P P#P#P




S T P P#P P#P#P



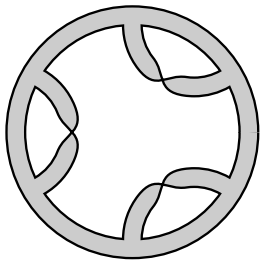
S T P P#P P#P#P



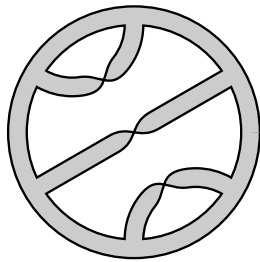
S T P P#P P#P#P




S T P P#P P#P#P




S T P P#P P#P#P




S T P P#P P#P#P




S T P P#P P#P#P




S T P P#P P#P#P




S T P P#P P#P#P



S T P P#P P#P#P



S T P P#P P#P#P




S T P P#P P#P#P


Name: \_\_\_\_\_

Second Exam IK, Surfaces and Knots, Dave Bayer, April 2, 2002

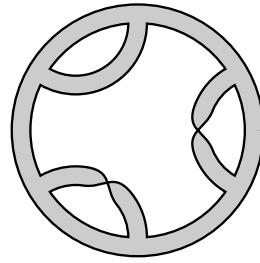
For each surface diagram shown below, circle the name of the surface it represents.




S T P P#P P#P#P




S T P P#P P#P#P




S T P P#P P#P#P




S T P P#P P#P#P




S T P P#P P#P#P



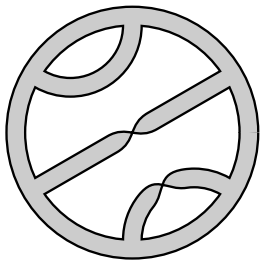
S T P P#P P#P#P




S T P P#P P#P#P




S T P P#P P#P#P




S T P P#P P#P#P




S T P P#P P#P#P




S T P P#P P#P#P



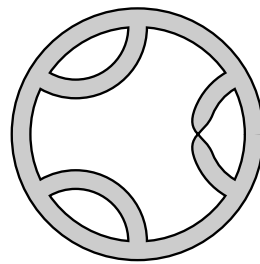
S T P P#P P#P#P




S T P P#P P#P#P




S T P P#P P#P#P



S T P P#P P#P#P




S T P P#P P#P#P



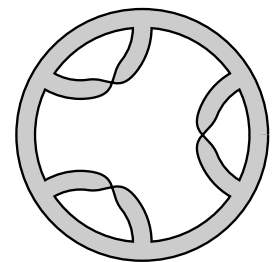
S T P P#P P#P#P



S T P P#P P#P#P



S T P P#P P#P#P




S T P P#P P#P#P


Name: \_\_\_\_\_

Second Exam II, Surfaces and Knots, Dave Bayer, April 2, 2002


For each surface diagram shown below, circle the name of the surface it represents.




S T P P#P P#P#P



S T P P#P P#P#P




S T P P#P P#P#P



S T P P#P P#P#P




S T P P#P P#P#P




S T P P#P P#P#P



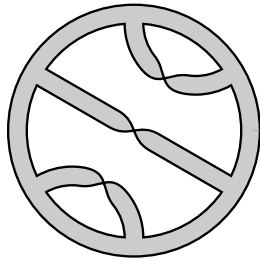
S T P P#P P#P#P




S T P P#P P#P#P



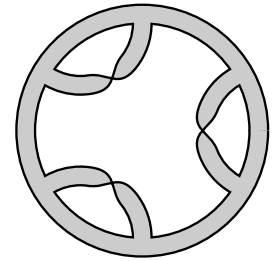
S T P P#P P#P#P




S T P P#P P#P#P




S T P P#P P#P#P



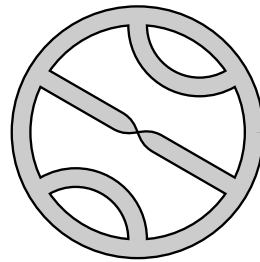
S T P P#P P#P#P




S T P P#P P#P#P



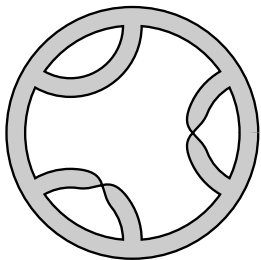
S T P P#P P#P#P




S T P P#P P#P#P




S T P P#P P#P#P



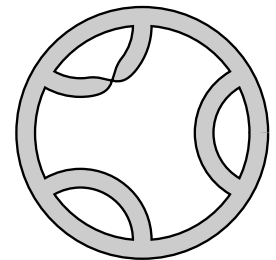
S T P P#P P#P#P



S T P P#P P#P#P



S T P P#P P#P#P

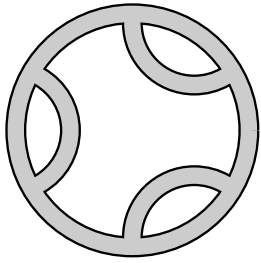


S T P P#P P#P#P


Name: \_\_\_\_\_

Second Exam IM, Surfaces and Knots, Dave Bayer, April 2, 2002


For each surface diagram shown below, circle the name of the surface it represents.




S T P P#P P#P#P




S T P P#P P#P#P




S T P P#P P#P#P




S T P P#P P#P#P




S T P P#P P#P#P




S T P P#P P#P#P




S T P P#P P#P#P




S T P P#P P#P#P




S T P P#P P#P#P



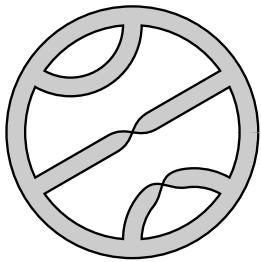
S T P P#P P#P#P



S T P P#P P#P#P




S T P P#P P#P#P




S T P P#P P#P#P




S T P P#P P#P#P



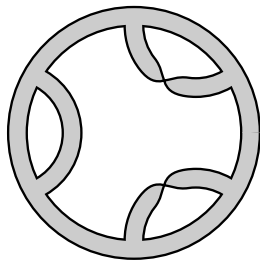
S T P P#P P#P#P




S T P P#P P#P#P




S T P P#P P#P#P



S T P P#P P#P#P



S T P P#P P#P#P




S T P P#P P#P#P


Name: \_\_\_\_\_

Second Exam JA, Surfaces and Knots, Dave Bayer, April 2, 2002


For each surface diagram shown below, circle the name of the surface it represents.



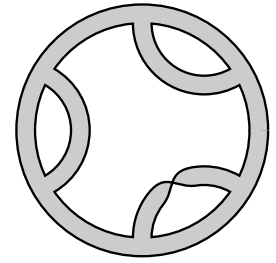
S T P P#P P#P#P




S T P P#P P#P#P




S T P P#P P#P#P




S T P P#P P#P#P




S T P P#P P#P#P




S T P P#P P#P#P




S T P P#P P#P#P



S T P P#P P#P#P




S T P P#P P#P#P



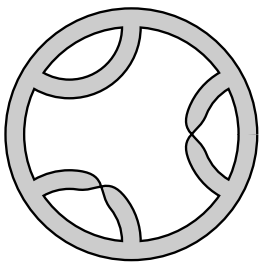
S T P P#P P#P#P




S T P P#P P#P#P



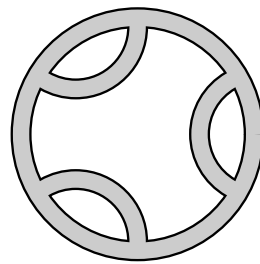
S T P P#P P#P#P




S T P P#P P#P#P



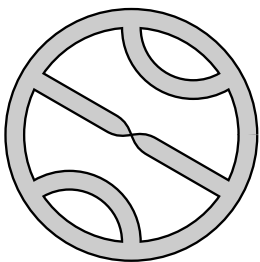
S T P P#P P#P#P



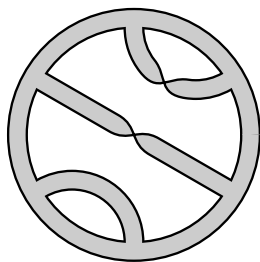
S T P P#P P#P#P




S T P P#P P#P#P




S T P P#P P#P#P



S T P P#P P#P#P



S T P P#P P#P#P




S T P P#P P#P#P

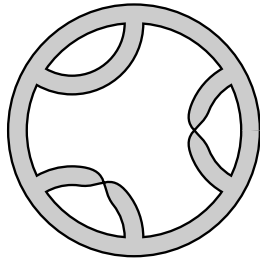
Name: \_\_\_\_\_

Second Exam JB, Surfaces and Knots, Dave Bayer, April 2, 2002

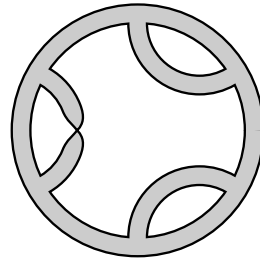
For each surface diagram shown below, circle the name of the surface it represents.



S T P P#P P#P#P




S T P P#P P#P#P




S T P P#P P#P#P




S T P P#P P#P#P




S T P P#P P#P#P




S T P P#P P#P#P



S T P P#P P#P#P




S T P P#P P#P#P



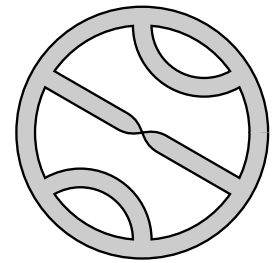
S T P P#P P#P#P



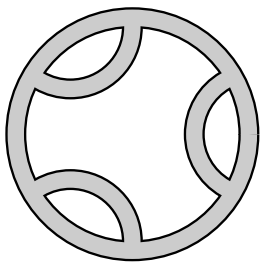
S T P P#P P#P#P




S T P P#P P#P#P




S T P P#P P#P#P



S T P P#P P#P#P




S T P P#P P#P#P




S T P P#P P#P#P




S T P P#P P#P#P




S T P P#P P#P#P



S T P P#P P#P#P



S T P P#P P#P#P




S T P P#P P#P#P


Name: \_\_\_\_\_

Second Exam JC, Surfaces and Knots, Dave Bayer, April 2, 2002

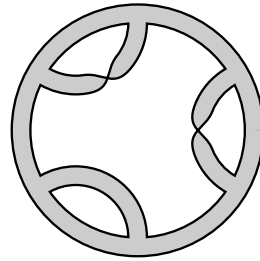
For each surface diagram shown below, circle the name of the surface it represents.




S T P P#P P#P#P




S T P P#P P#P#P




S T P P#P P#P#P




S T P P#P P#P#P



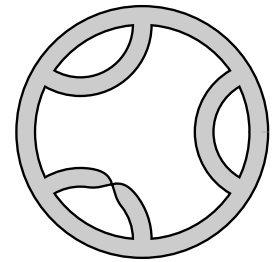
S T P P#P P#P#P




S T P P#P P#P#P




S T P P#P P#P#P



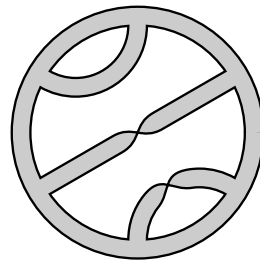
S T P P#P P#P#P




S T P P#P P#P#P




S T P P#P P#P#P




S T P P#P P#P#P




S T P P#P P#P#P



S T P P#P P#P#P




S T P P#P P#P#P




S T P P#P P#P#P



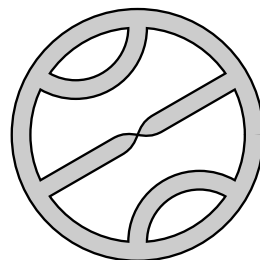
S T P P#P P#P#P



S T P P#P P#P#P



S T P P#P P#P#P



S T P P#P P#P#P



S T P P#P P#P#P




Name: \_\_\_\_\_

Second Exam JD, Surfaces and Knots, Dave Bayer, April 2, 2002


For each surface diagram shown below, circle the name of the surface it represents.




S T P P#P P#P#P




S T P P#P P#P#P




S T P P#P P#P#P



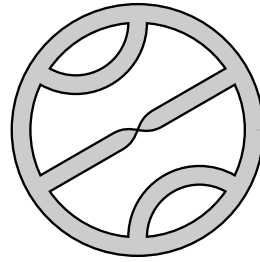
S T P P#P P#P#P



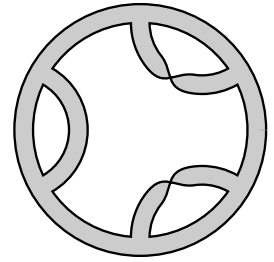
S T P P#P P#P#P



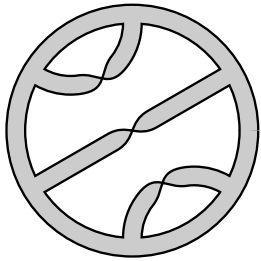
S T P P#P P#P#P




S T P P#P P#P#P




S T P P#P P#P#P




S T P P#P P#P#P




S T P P#P P#P#P




S T P P#P P#P#P




S T P P#P P#P#P




S T P P#P P#P#P



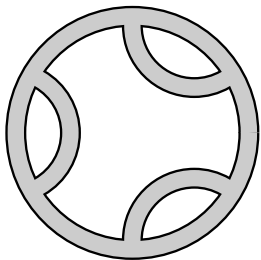
S T P P#P P#P#P




S T P P#P P#P#P




S T P P#P P#P#P



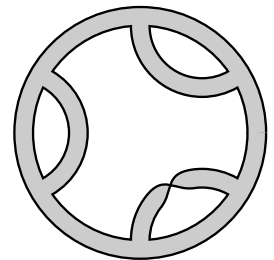
S T P P#P P#P#P



S T P P#P P#P#P



S T P P#P P#P#P




S T P P#P P#P#P


Name: \_\_\_\_\_

Second Exam JE, Surfaces and Knots, Dave Bayer, April 2, 2002


For each surface diagram shown below, circle the name of the surface it represents.




S T P P#P P#P#P



S T P P#P P#P#P



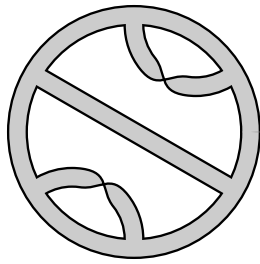
S T P P#P P#P#P




S T P P#P P#P#P




S T P P#P P#P#P




S T P P#P P#P#P



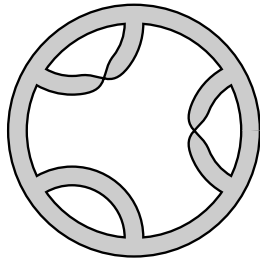
S T P P#P P#P#P



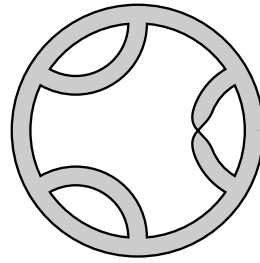
S T P P#P P#P#P



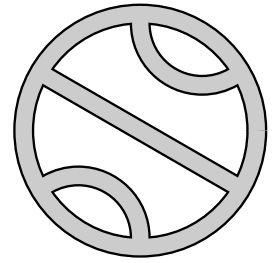
S T P P#P P#P#P




S T P P#P P#P#P




S T P P#P P#P#P




S T P P#P P#P#P




S T P P#P P#P#P




S T P P#P P#P#P




S T P P#P P#P#P



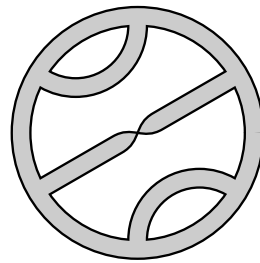
S T P P#P P#P#P




S T P P#P P#P#P



S T P P#P P#P#P



S T P P#P P#P#P

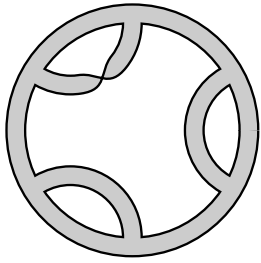


S T P P#P P#P#P


Name: \_\_\_\_\_

Second Exam JF, Surfaces and Knots, Dave Bayer, April 2, 2002


For each surface diagram shown below, circle the name of the surface it represents.



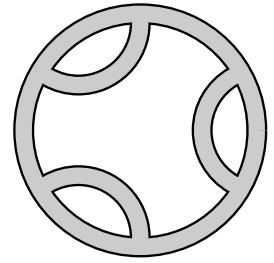
S T P P#P P#P#P




S T P P#P P#P#P




S T P P#P P#P#P




S T P P#P P#P#P



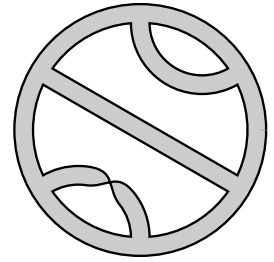
S T P P#P P#P#P




S T P P#P P#P#P




S T P P#P P#P#P




S T P P#P P#P#P




S T P P#P P#P#P



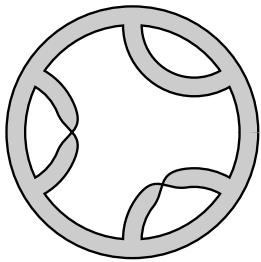
S T P P#P P#P#P




S T P P#P P#P#P




S T P P#P P#P#P




S T P P#P P#P#P



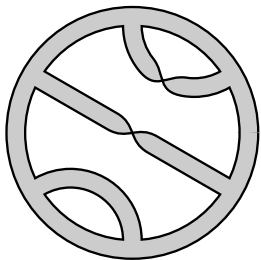
S T P P#P P#P#P



S T P P#P P#P#P




S T P P#P P#P#P




S T P P#P P#P#P



S T P P#P P#P#P



S T P P#P P#P#P

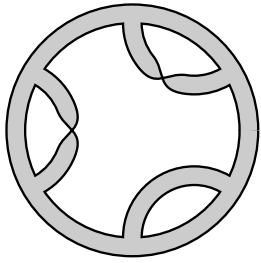


S T P P#P P#P#P


Name: \_\_\_\_\_

Second Exam JG, Surfaces and Knots, Dave Bayer, April 2, 2002


For each surface diagram shown below, circle the name of the surface it represents.



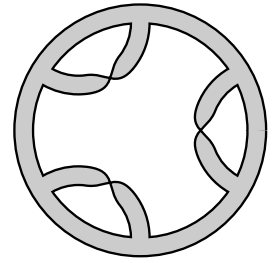
S T P P#P P#P#P




S T P P#P P#P#P




S T P P#P P#P#P




S T P P#P P#P#P




S T P P#P P#P#P



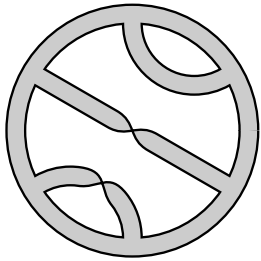
S T P P#P P#P#P



S T P P#P P#P#P




S T P P#P P#P#P



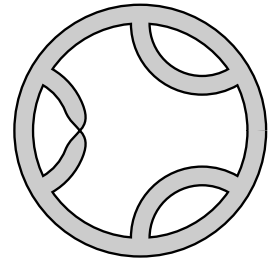
S T P P#P P#P#P




S T P P#P P#P#P




S T P P#P P#P#P




S T P P#P P#P#P




S T P P#P P#P#P




S T P P#P P#P#P




S T P P#P P#P#P




S T P P#P P#P#P




S T P P#P P#P#P



S T P P#P P#P#P



S T P P#P P#P#P




S T P P#P P#P#P


Name: \_\_\_\_\_

Second Exam JH, Surfaces and Knots, Dave Bayer, April 2, 2002


For each surface diagram shown below, circle the name of the surface it represents.




S T P P#P P#P#P




S T P P#P P#P#P




S T P P#P P#P#P



S T P P#P P#P#P




S T P P#P P#P#P




S T P P#P P#P#P




S T P P#P P#P#P




S T P P#P P#P#P




S T P P#P P#P#P




S T P P#P P#P#P



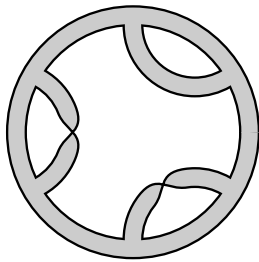
S T P P#P P#P#P



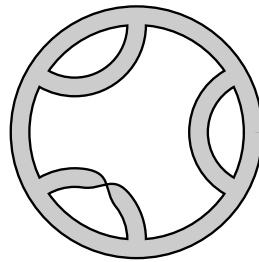
S T P P#P P#P#P




S T P P#P P#P#P




S T P P#P P#P#P




S T P P#P P#P#P




S T P P#P P#P#P




S T P P#P P#P#P



S T P P#P P#P#P



S T P P#P P#P#P




S T P P#P P#P#P


Name: \_\_\_\_\_

Second Exam II, Surfaces and Knots, Dave Bayer, April 2, 2002


For each surface diagram shown below, circle the name of the surface it represents.



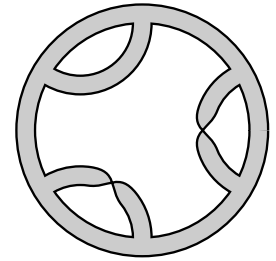
S T P P#P P#P#P




S T P P#P P#P#P




S T P P#P P#P#P




S T P P#P P#P#P




S T P P#P P#P#P




S T P P#P P#P#P




S T P P#P P#P#P




S T P P#P P#P#P



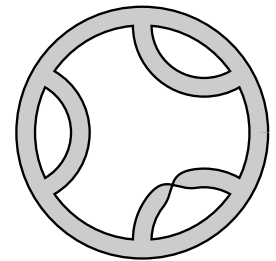
S T P P#P P#P#P




S T P P#P P#P#P




S T P P#P P#P#P




S T P P#P P#P#P




S T P P#P P#P#P



S T P P#P P#P#P




S T P P#P P#P#P




S T P P#P P#P#P




S T P P#P P#P#P



S T P P#P P#P#P



S T P P#P P#P#P




S T P P#P P#P#P

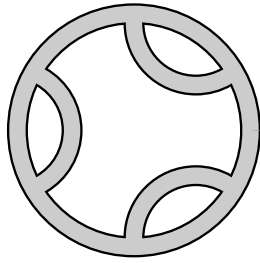
Name: \_\_\_\_\_

Second Exam JJ, Surfaces and Knots, Dave Bayer, April 2, 2002

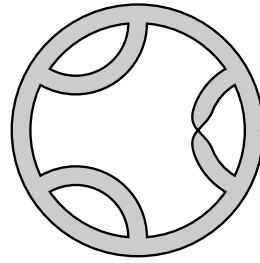
For each surface diagram shown below, circle the name of the surface it represents.



S T P P#P P#P#P




S T P P#P P#P#P




S T P P#P P#P#P




S T P P#P P#P#P



S T P P#P P#P#P




S T P P#P P#P#P




S T P P#P P#P#P




S T P P#P P#P#P



S T P P#P P#P#P




S T P P#P P#P#P




S T P P#P P#P#P



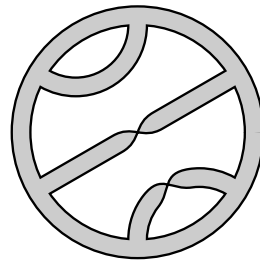
S T P P#P P#P#P




S T P P#P P#P#P



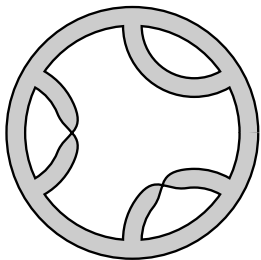
S T P P#P P#P#P




S T P P#P P#P#P




S T P P#P P#P#P




S T P P#P P#P#P



S T P P#P P#P#P



S T P P#P P#P#P




S T P P#P P#P#P

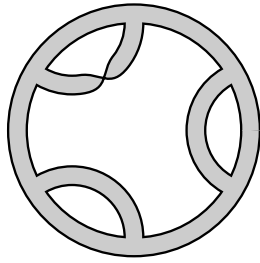
Name: \_\_\_\_\_

Second Exam JK, Surfaces and Knots, Dave Bayer, April 2, 2002


For each surface diagram shown below, circle the name of the surface it represents.



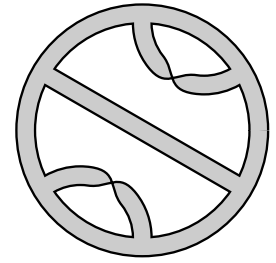
S T P P#P P#P#P



S T P P#P P#P#P



S T P P#P P#P#P




S T P P#P P#P#P




S T P P#P P#P#P




S T P P#P P#P#P




S T P P#P P#P#P




S T P P#P P#P#P




S T P P#P P#P#P




S T P P#P P#P#P




S T P P#P P#P#P




S T P P#P P#P#P




S T P P#P P#P#P




S T P P#P P#P#P



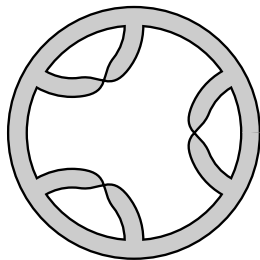
S T P P#P P#P#P



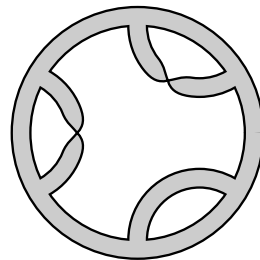
S T P P#P P#P#P




S T P P#P P#P#P



S T P P#P P#P#P



S T P P#P P#P#P



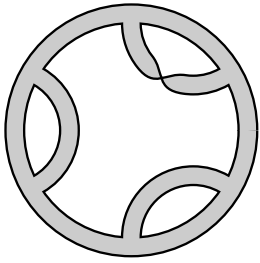
S T P P#P P#P#P




Name: \_\_\_\_\_

Second Exam JL, Surfaces and Knots, Dave Bayer, April 2, 2002


For each surface diagram shown below, circle the name of the surface it represents.




S T P P#P P#P#P



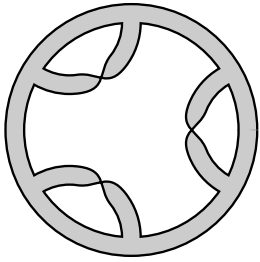
S T P P#P P#P#P



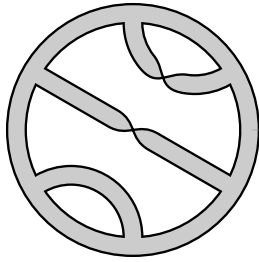
S T P P#P P#P#P




S T P P#P P#P#P




S T P P#P P#P#P




S T P P#P P#P#P




S T P P#P P#P#P



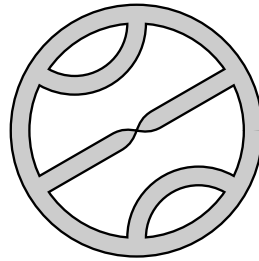
S T P P#P P#P#P




S T P P#P P#P#P




S T P P#P P#P#P



S T P P#P P#P#P




S T P P#P P#P#P




S T P P#P P#P#P




S T P P#P P#P#P




S T P P#P P#P#P



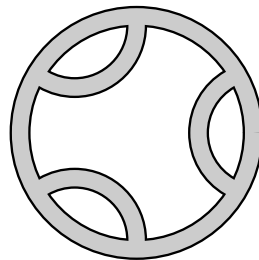
S T P P#P P#P#P




S T P P#P P#P#P



S T P P#P P#P#P



S T P P#P P#P#P




S T P P#P P#P#P


Name: \_\_\_\_\_

Second Exam JM, Surfaces and Knots, Dave Bayer, April 2, 2002


For each surface diagram shown below, circle the name of the surface it represents.




S T P P#P P#P#P




S T P P#P P#P#P




S T P P#P P#P#P




S T P P#P P#P#P



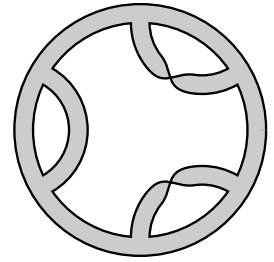
S T P P#P P#P#P




S T P P#P P#P#P



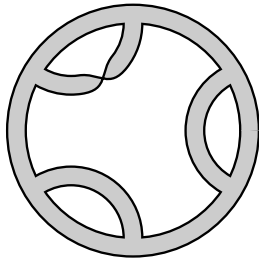
S T P P#P P#P#P




S T P P#P P#P#P



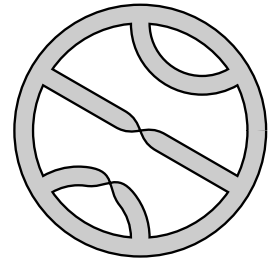
S T P P#P P#P#P




S T P P#P P#P#P




S T P P#P P#P#P



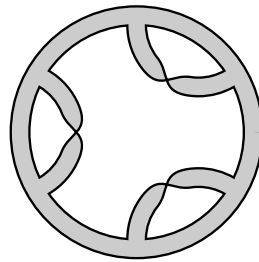
S T P P#P P#P#P




S T P P#P P#P#P




S T P P#P P#P#P




S T P P#P P#P#P



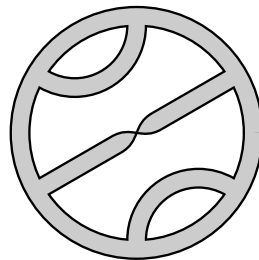
S T P P#P P#P#P




S T P P#P P#P#P



S T P P#P P#P#P



S T P P#P P#P#P




S T P P#P P#P#P


Name: \_\_\_\_\_

Second Exam KA, Surfaces and Knots, Dave Bayer, April 2, 2002

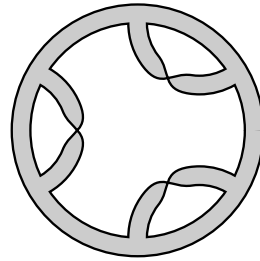
For each surface diagram shown below, circle the name of the surface it represents.



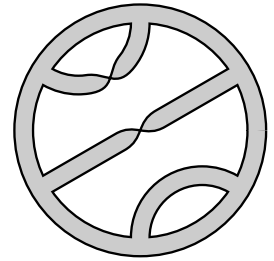
S T P P#P P#P#P



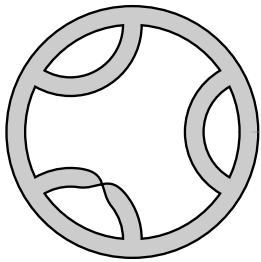
S T P P#P P#P#P




S T P P#P P#P#P




S T P P#P P#P#P




S T P P#P P#P#P




S T P P#P P#P#P




S T P P#P P#P#P




S T P P#P P#P#P




S T P P#P P#P#P




S T P P#P P#P#P



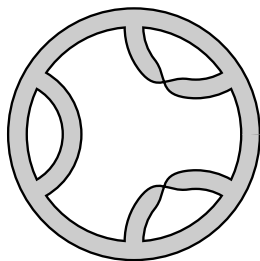
S T P P#P P#P#P




S T P P#P P#P#P



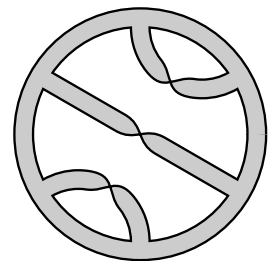
S T P P#P P#P#P




S T P P#P P#P#P




S T P P#P P#P#P




S T P P#P P#P#P




S T P P#P P#P#P



S T P P#P P#P#P



S T P P#P P#P#P

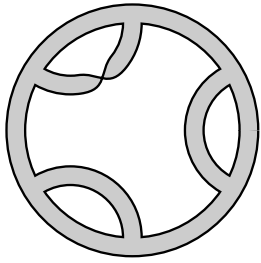


S T P P#P P#P#P


Name: \_\_\_\_\_

Second Exam KB, Surfaces and Knots, Dave Bayer, April 2, 2002


For each surface diagram shown below, circle the name of the surface it represents.




S T P P#P P#P#P




S T P P#P P#P#P



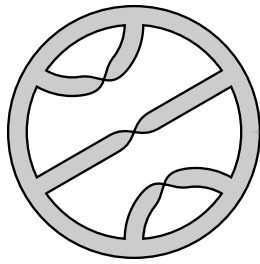
S T P P#P P#P#P




S T P P#P P#P#P




S T P P#P P#P#P



S T P P#P P#P#P




S T P P#P P#P#P




S T P P#P P#P#P



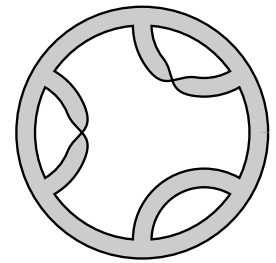
S T P P#P P#P#P




S T P P#P P#P#P




S T P P#P P#P#P




S T P P#P P#P#P




S T P P#P P#P#P




S T P P#P P#P#P




S T P P#P P#P#P



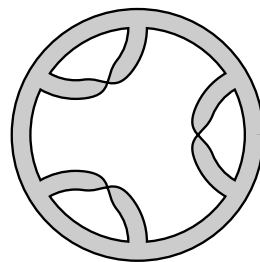
S T P P#P P#P#P




S T P P#P P#P#P



S T P P#P P#P#P



S T P P#P P#P#P




S T P P#P P#P#P


Name: \_\_\_\_\_

Second Exam KC, Surfaces and Knots, Dave Bayer, April 2, 2002

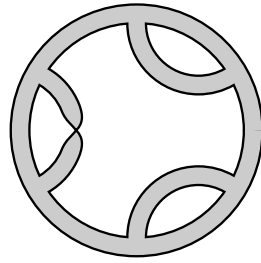
For each surface diagram shown below, circle the name of the surface it represents.




S T P P#P P#P#P




S T P P#P P#P#P



S T P P#P P#P#P




S T P P#P P#P#P



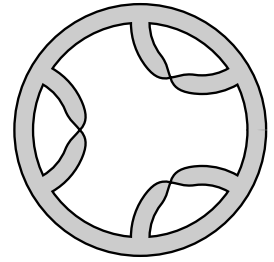
S T P P#P P#P#P




S T P P#P P#P#P




S T P P#P P#P#P




S T P P#P P#P#P



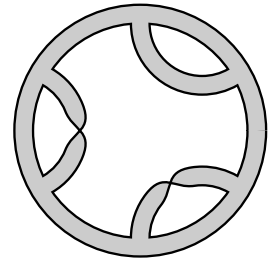
S T P P#P P#P#P




S T P P#P P#P#P




S T P P#P P#P#P




S T P P#P P#P#P




S T P P#P P#P#P




S T P P#P P#P#P



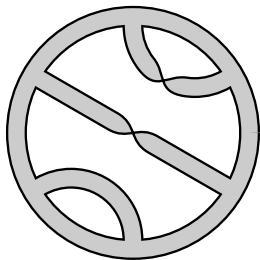
S T P P#P P#P#P




S T P P#P P#P#P




S T P P#P P#P#P



S T P P#P P#P#P



S T P P#P P#P#P




S T P P#P P#P#P


Name: \_\_\_\_\_

Second Exam KD, Surfaces and Knots, Dave Bayer, April 2, 2002


For each surface diagram shown below, circle the name of the surface it represents.




S T P P#P P#P#P




S T P P#P P#P#P




S T P P#P P#P#P




S T P P#P P#P#P




S T P P#P P#P#P




S T P P#P P#P#P




S T P P#P P#P#P




S T P P#P P#P#P



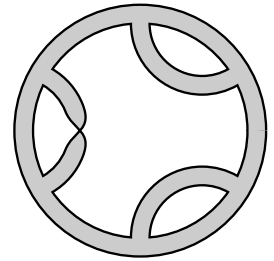
S T P P#P P#P#P




S T P P#P P#P#P



S T P P#P P#P#P




S T P P#P P#P#P



S T P P#P P#P#P




S T P P#P P#P#P



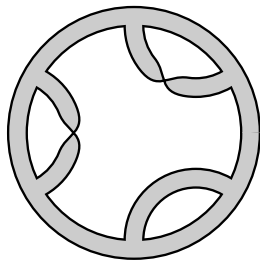
S T P P#P P#P#P




S T P P#P P#P#P



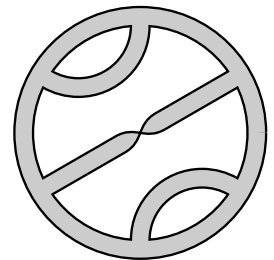
S T P P#P P#P#P



S T P P#P P#P#P



S T P P#P P#P#P




S T P P#P P#P#P


Name: \_\_\_\_\_

Second Exam KE, Surfaces and Knots, Dave Bayer, April 2, 2002


For each surface diagram shown below, circle the name of the surface it represents.




S T P P#P P#P#P



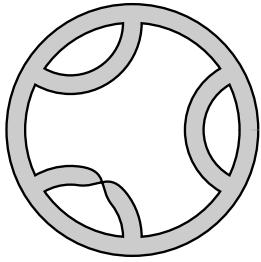
S T P P#P P#P#P




S T P P#P P#P#P




S T P P#P P#P#P



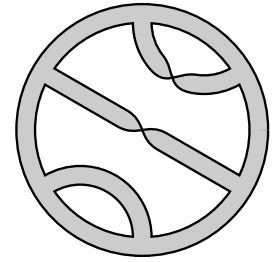
S T P P#P P#P#P




S T P P#P P#P#P



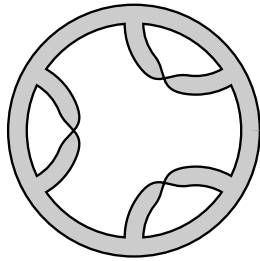
S T P P#P P#P#P




S T P P#P P#P#P




S T P P#P P#P#P



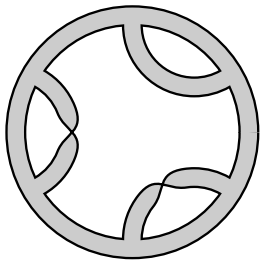
S T P P#P P#P#P



S T P P#P P#P#P



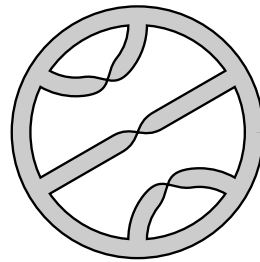
S T P P#P P#P#P




S T P P#P P#P#P




S T P P#P P#P#P



S T P P#P P#P#P




S T P P#P P#P#P




S T P P#P P#P#P



S T P P#P P#P#P



S T P P#P P#P#P

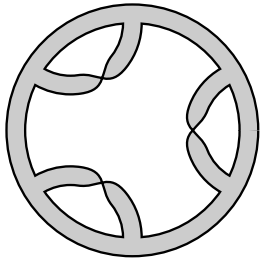


S T P P#P P#P#P


Name: \_\_\_\_\_

Second Exam KF, Surfaces and Knots, Dave Bayer, April 2, 2002


For each surface diagram shown below, circle the name of the surface it represents.




S T P P#P P#P#P




S T P P#P P#P#P




S T P P#P P#P#P




S T P P#P P#P#P



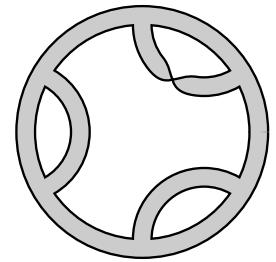
S T P P#P P#P#P




S T P P#P P#P#P



S T P P#P P#P#P




S T P P#P P#P#P




S T P P#P P#P#P




S T P P#P P#P#P




S T P P#P P#P#P




S T P P#P P#P#P




S T P P#P P#P#P




S T P P#P P#P#P




S T P P#P P#P#P




S T P P#P P#P#P



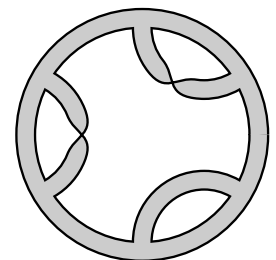
S T P P#P P#P#P



S T P P#P P#P#P



S T P P#P P#P#P




S T P P#P P#P#P



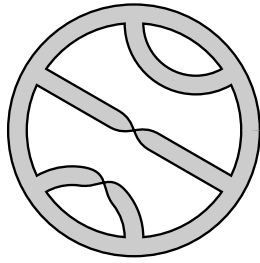
Name: \_\_\_\_\_

Second Exam KG, Surfaces and Knots, Dave Bayer, April 2, 2002


For each surface diagram shown below, circle the name of the surface it represents.




S T P P#P P#P#P



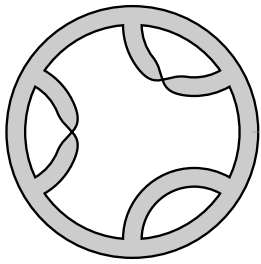
S T P P#P P#P#P




S T P P#P P#P#P




S T P P#P P#P#P




S T P P#P P#P#P




S T P P#P P#P#P




S T P P#P P#P#P



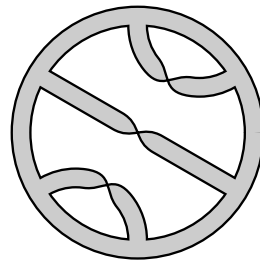
S T P P#P P#P#P




S T P P#P P#P#P



S T P P#P P#P#P




S T P P#P P#P#P




S T P P#P P#P#P



S T P P#P P#P#P




S T P P#P P#P#P




S T P P#P P#P#P




S T P P#P P#P#P




S T P P#P P#P#P



S T P P#P P#P#P



S T P P#P P#P#P




S T P P#P P#P#P


Name: \_\_\_\_\_

Second Exam KH, Surfaces and Knots, Dave Bayer, April 2, 2002


For each surface diagram shown below, circle the name of the surface it represents.




S T P P#P P#P#P



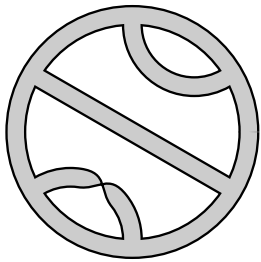
S T P P#P P#P#P




S T P P#P P#P#P




S T P P#P P#P#P




S T P P#P P#P#P



S T P P#P P#P#P




S T P P#P P#P#P




S T P P#P P#P#P



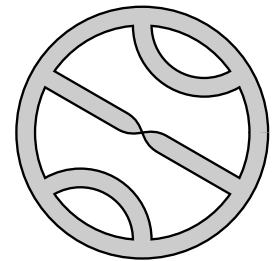
S T P P#P P#P#P



S T P P#P P#P#P




S T P P#P P#P#P




S T P P#P P#P#P




S T P P#P P#P#P




S T P P#P P#P#P




S T P P#P P#P#P




S T P P#P P#P#P



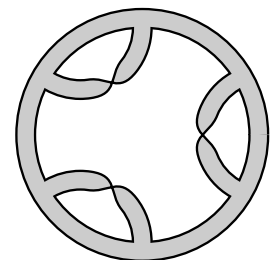
S T P P#P P#P#P



S T P P#P P#P#P



S T P P#P P#P#P




S T P P#P P#P#P


Name: \_\_\_\_\_

Second Exam KI, Surfaces and Knots, Dave Bayer, April 2, 2002

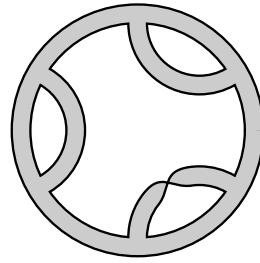
For each surface diagram shown below, circle the name of the surface it represents.




S T P P#P P#P#P




S T P P#P P#P#P




S T P P#P P#P#P




S T P P#P P#P#P



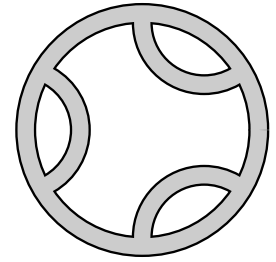
S T P P#P P#P#P




S T P P#P P#P#P



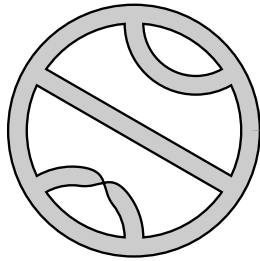
S T P P#P P#P#P




S T P P#P P#P#P




S T P P#P P#P#P



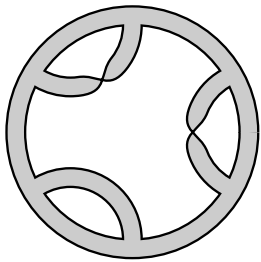
S T P P#P P#P#P




S T P P#P P#P#P




S T P P#P P#P#P




S T P P#P P#P#P



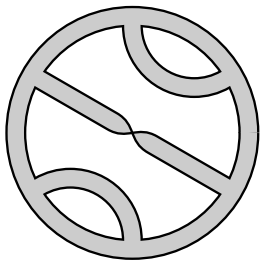
S T P P#P P#P#P




S T P P#P P#P#P




S T P P#P P#P#P




S T P P#P P#P#P



S T P P#P P#P#P



S T P P#P P#P#P




S T P P#P P#P#P


Name: \_\_\_\_\_

Second Exam KJ, Surfaces and Knots, Dave Bayer, April 2, 2002

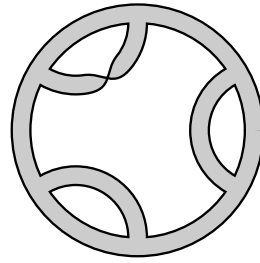
For each surface diagram shown below, circle the name of the surface it represents.



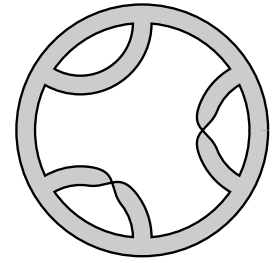
S T P P#P P#P#P




S T P P#P P#P#P




S T P P#P P#P#P




S T P P#P P#P#P




S T P P#P P#P#P




S T P P#P P#P#P



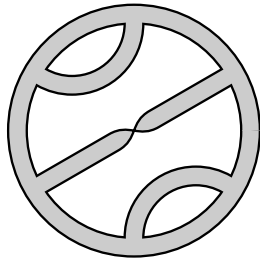
S T P P#P P#P#P




S T P P#P P#P#P




S T P P#P P#P#P



S T P P#P P#P#P




S T P P#P P#P#P




S T P P#P P#P#P




S T P P#P P#P#P



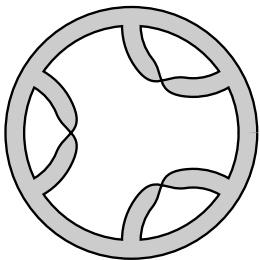
S T P P#P P#P#P




S T P P#P P#P#P




S T P P#P P#P#P




S T P P#P P#P#P



S T P P#P P#P#P



S T P P#P P#P#P




S T P P#P P#P#P


Name: \_\_\_\_\_

Second Exam KK, Surfaces and Knots, Dave Bayer, April 2, 2002


For each surface diagram shown below, circle the name of the surface it represents.




S T P P#P P#P#P




S T P P#P P#P#P



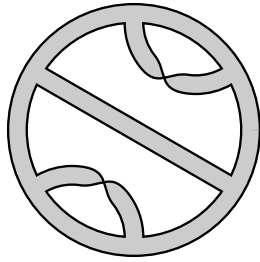
S T P P#P P#P#P




S T P P#P P#P#P



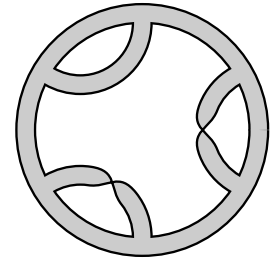
S T P P#P P#P#P




S T P P#P P#P#P



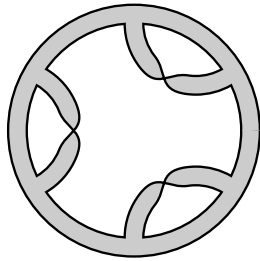
S T P P#P P#P#P




S T P P#P P#P#P




S T P P#P P#P#P




S T P P#P P#P#P




S T P P#P P#P#P




S T P P#P P#P#P




S T P P#P P#P#P




S T P P#P P#P#P




S T P P#P P#P#P



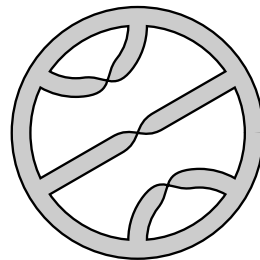
S T P P#P P#P#P




S T P P#P P#P#P



S T P P#P P#P#P



S T P P#P P#P#P




S T P P#P P#P#P

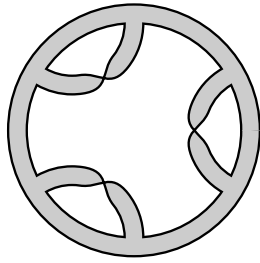
Name: \_\_\_\_\_

Second Exam KL, Surfaces and Knots, Dave Bayer, April 2, 2002


For each surface diagram shown below, circle the name of the surface it represents.




S T P P#P P#P#P




S T P P#P P#P#P




S T P P#P P#P#P



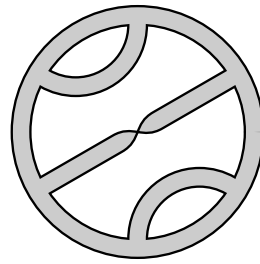
S T P P#P P#P#P




S T P P#P P#P#P




S T P P#P P#P#P




S T P P#P P#P#P




S T P P#P P#P#P




S T P P#P P#P#P




S T P P#P P#P#P



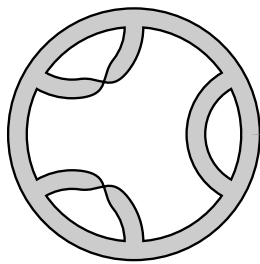
S T P P#P P#P#P



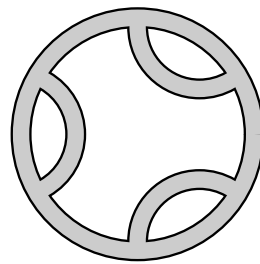
S T P P#P P#P#P




S T P P#P P#P#P



S T P P#P P#P#P




S T P P#P P#P#P




S T P P#P P#P#P



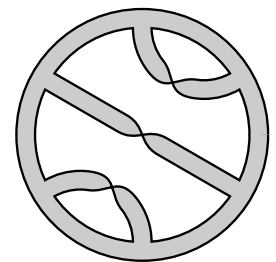
S T P P#P P#P#P



S T P P#P P#P#P



S T P P#P P#P#P




S T P P#P P#P#P


Name: \_\_\_\_\_

Second Exam KM, Surfaces and Knots, Dave Bayer, April 2, 2002


For each surface diagram shown below, circle the name of the surface it represents.



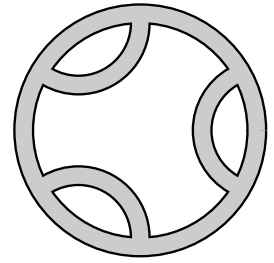
S T P P#P P#P#P




S T P P#P P#P#P



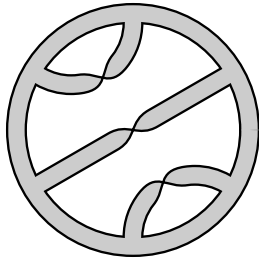
S T P P#P P#P#P




S T P P#P P#P#P




S T P P#P P#P#P



S T P P#P P#P#P



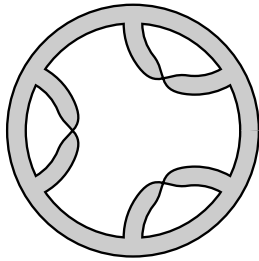
S T P P#P P#P#P




S T P P#P P#P#P




S T P P#P P#P#P



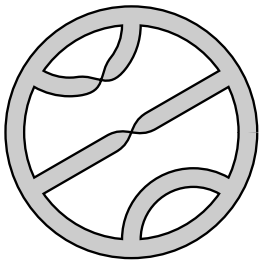
S T P P#P P#P#P




S T P P#P P#P#P



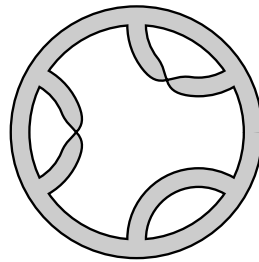
S T P P#P P#P#P




S T P P#P P#P#P




S T P P#P P#P#P




S T P P#P P#P#P




S T P P#P P#P#P




S T P P#P P#P#P



S T P P#P P#P#P



S T P P#P P#P#P




S T P P#P P#P#P


Name: \_\_\_\_\_

Second Exam LA, Surfaces and Knots, Dave Bayer, April 2, 2002


For each surface diagram shown below, circle the name of the surface it represents.



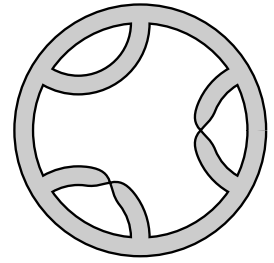
S T P P#P P#P#P




S T P P#P P#P#P



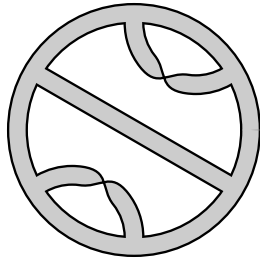
S T P P#P P#P#P




S T P P#P P#P#P




S T P P#P P#P#P




S T P P#P P#P#P



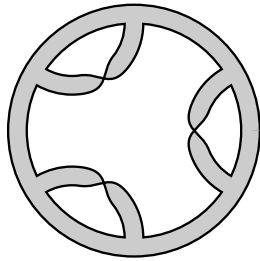
S T P P#P P#P#P



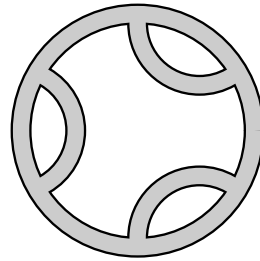
S T P P#P P#P#P



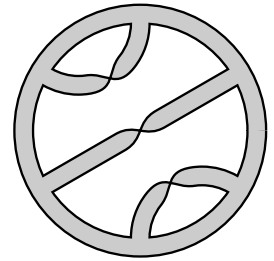
S T P P#P P#P#P




S T P P#P P#P#P




S T P P#P P#P#P




S T P P#P P#P#P




S T P P#P P#P#P



S T P P#P P#P#P




S T P P#P P#P#P



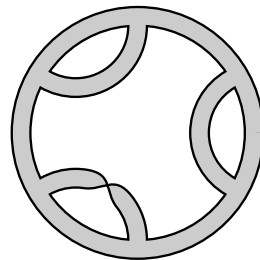
S T P P#P P#P#P




S T P P#P P#P#P



S T P P#P P#P#P



S T P P#P P#P#P




S T P P#P P#P#P




Name: \_\_\_\_\_

Second Exam LB, Surfaces and Knots, Dave Bayer, April 2, 2002


For each surface diagram shown below, circle the name of the surface it represents.




S T P P#P P#P#P



S T P P#P P#P#P




S T P P#P P#P#P




S T P P#P P#P#P



S T P P#P P#P#P




S T P P#P P#P#P



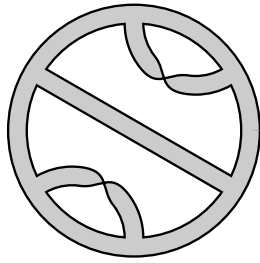
S T P P#P P#P#P




S T P P#P P#P#P



S T P P#P P#P#P




S T P P#P P#P#P




S T P P#P P#P#P



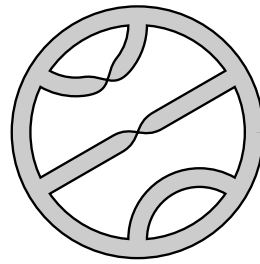
S T P P#P P#P#P



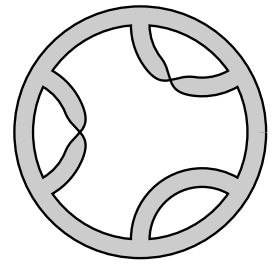
S T P P#P P#P#P




S T P P#P P#P#P




S T P P#P P#P#P



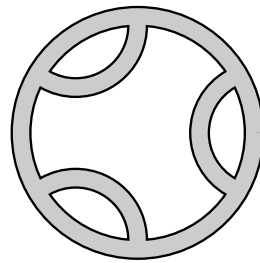
S T P P#P P#P#P




S T P P#P P#P#P



S T P P#P P#P#P



S T P P#P P#P#P




S T P P#P P#P#P


Name: \_\_\_\_\_

Second Exam LC, Surfaces and Knots, Dave Bayer, April 2, 2002


For each surface diagram shown below, circle the name of the surface it represents.




S T P P#P P#P#P




S T P P#P P#P#P




S T P P#P P#P#P



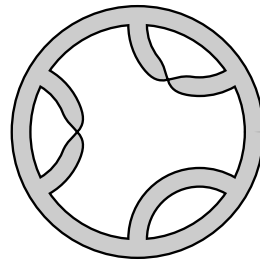
S T P P#P P#P#P



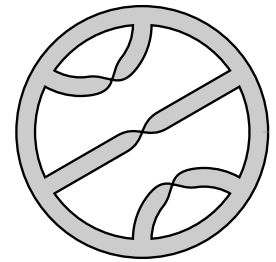
S T P P#P P#P#P




S T P P#P P#P#P




S T P P#P P#P#P




S T P P#P P#P#P




S T P P#P P#P#P



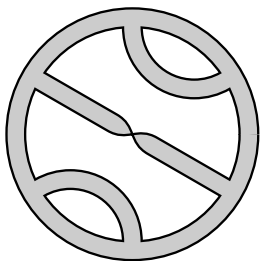
S T P P#P P#P#P




S T P P#P P#P#P




S T P P#P P#P#P




S T P P#P P#P#P



S T P P#P P#P#P




S T P P#P P#P#P




S T P P#P P#P#P




S T P P#P P#P#P



S T P P#P P#P#P



S T P P#P P#P#P

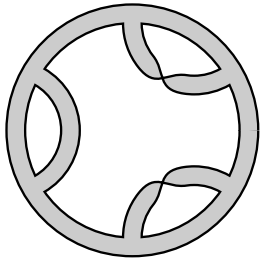


S T P P#P P#P#P


Name: \_\_\_\_\_

Second Exam LD, Surfaces and Knots, Dave Bayer, April 2, 2002


For each surface diagram shown below, circle the name of the surface it represents.




S T P P#P P#P#P




S T P P#P P#P#P




S T P P#P P#P#P




S T P P#P P#P#P




S T P P#P P#P#P




S T P P#P P#P#P




S T P P#P P#P#P




S T P P#P P#P#P




S T P P#P P#P#P



S T P P#P P#P#P




S T P P#P P#P#P



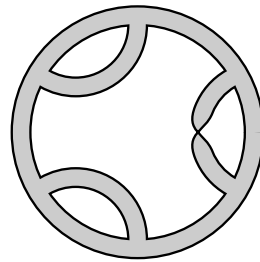
S T P P#P P#P#P




S T P P#P P#P#P




S T P P#P P#P#P



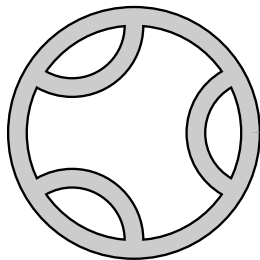
S T P P#P P#P#P




S T P P#P P#P#P



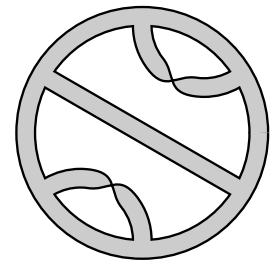
S T P P#P P#P#P



S T P P#P P#P#P



S T P P#P P#P#P




S T P P#P P#P#P

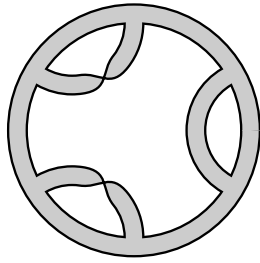
Name: \_\_\_\_\_

Second Exam LE, Surfaces and Knots, Dave Bayer, April 2, 2002

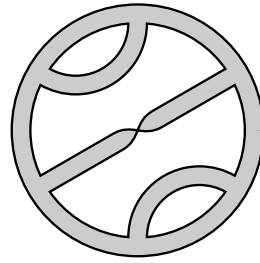
For each surface diagram shown below, circle the name of the surface it represents.




S T P P#P P#P#P




S T P P#P P#P#P




S T P P#P P#P#P




S T P P#P P#P#P




S T P P#P P#P#P




S T P P#P P#P#P



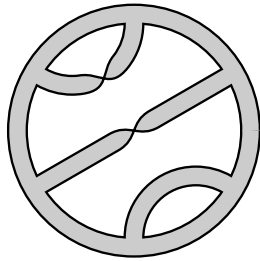
S T P P#P P#P#P




S T P P#P P#P#P



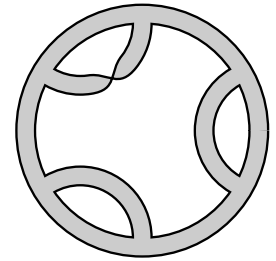
S T P P#P P#P#P




S T P P#P P#P#P




S T P P#P P#P#P




S T P P#P P#P#P



S T P P#P P#P#P




S T P P#P P#P#P




S T P P#P P#P#P




S T P P#P P#P#P




S T P P#P P#P#P



S T P P#P P#P#P



S T P P#P P#P#P




S T P P#P P#P#P


Name: \_\_\_\_\_

Second Exam LF, Surfaces and Knots, Dave Bayer, April 2, 2002


For each surface diagram shown below, circle the name of the surface it represents.




S T P P#P P#P#P



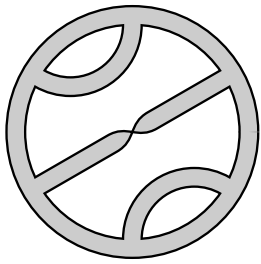
S T P P#P P#P#P




S T P P#P P#P#P




S T P P#P P#P#P




S T P P#P P#P#P




S T P P#P P#P#P



S T P P#P P#P#P




S T P P#P P#P#P



S T P P#P P#P#P



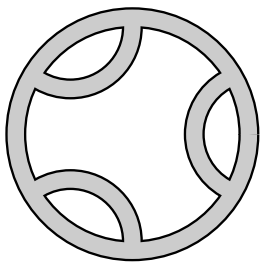
S T P P#P P#P#P



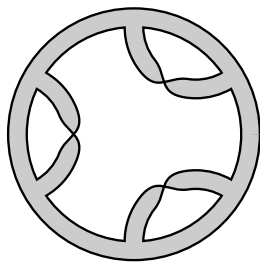
S T P P#P P#P#P



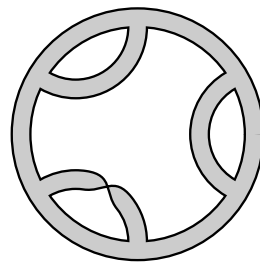
S T P P#P P#P#P



S T P P#P P#P#P




S T P P#P P#P#P




S T P P#P P#P#P



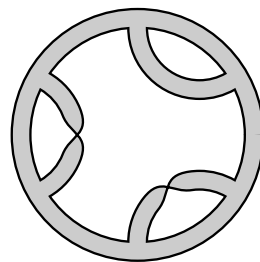
S T P P#P P#P#P




S T P P#P P#P#P



S T P P#P P#P#P



S T P P#P P#P#P

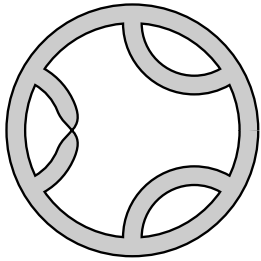


S T P P#P P#P#P


Name: \_\_\_\_\_

Second Exam LG, Surfaces and Knots, Dave Bayer, April 2, 2002


For each surface diagram shown below, circle the name of the surface it represents.




S T P P#P P#P#P




S T P P#P P#P#P



S T P P#P P#P#P



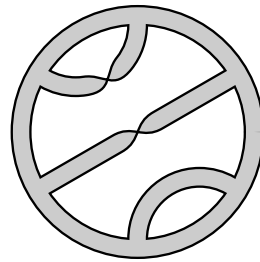
S T P P#P P#P#P




S T P P#P P#P#P



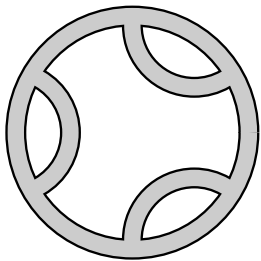
S T P P#P P#P#P



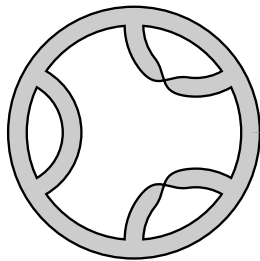
S T P P#P P#P#P




S T P P#P P#P#P




S T P P#P P#P#P



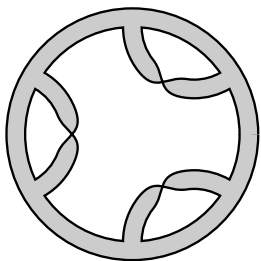
S T P P#P P#P#P




S T P P#P P#P#P




S T P P#P P#P#P




S T P P#P P#P#P




S T P P#P P#P#P




S T P P#P P#P#P




S T P P#P P#P#P



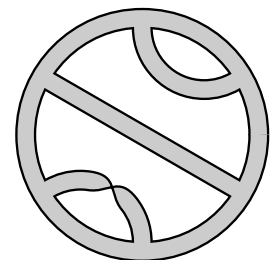
S T P P#P P#P#P



S T P P#P P#P#P



S T P P#P P#P#P




S T P P#P P#P#P

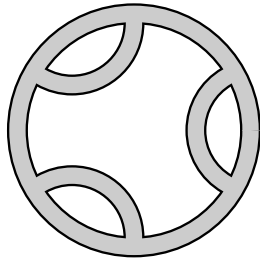
Name: \_\_\_\_\_

Second Exam LH, Surfaces and Knots, Dave Bayer, April 2, 2002


For each surface diagram shown below, circle the name of the surface it represents.




S T P P#P P#P#P




S T P P#P P#P#P




S T P P#P P#P#P



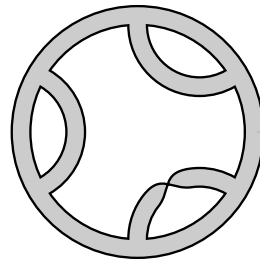
S T P P#P P#P#P




S T P P#P P#P#P




S T P P#P P#P#P



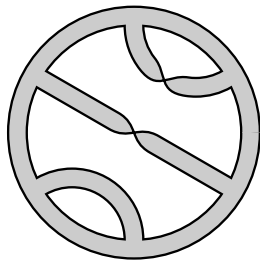
S T P P#P P#P#P




S T P P#P P#P#P




S T P P#P P#P#P




S T P P#P P#P#P




S T P P#P P#P#P




S T P P#P P#P#P




S T P P#P P#P#P




S T P P#P P#P#P



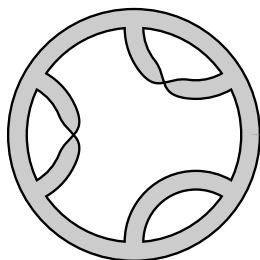
S T P P#P P#P#P




S T P P#P P#P#P




S T P P#P P#P#P



S T P P#P P#P#P



S T P P#P P#P#P




S T P P#P P#P#P


Name: \_\_\_\_\_

Second Exam LI, Surfaces and Knots, Dave Bayer, April 2, 2002


For each surface diagram shown below, circle the name of the surface it represents.




S T P P#P P#P#P




S T P P#P P#P#P




S T P P#P P#P#P




S T P P#P P#P#P




S T P P#P P#P#P




S T P P#P P#P#P




S T P P#P P#P#P




S T P P#P P#P#P




S T P P#P P#P#P



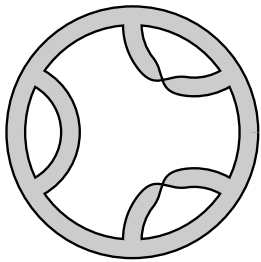
S T P P#P P#P#P



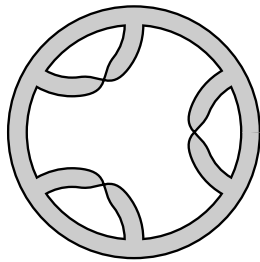
S T P P#P P#P#P




S T P P#P P#P#P



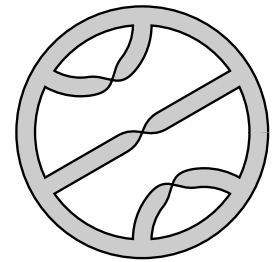
S T P P#P P#P#P



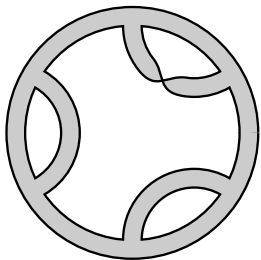
S T P P#P P#P#P




S T P P#P P#P#P



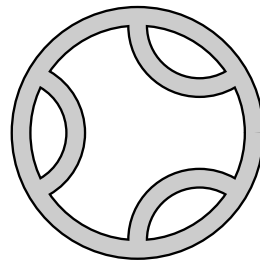
S T P P#P P#P#P




S T P P#P P#P#P



S T P P#P P#P#P



S T P P#P P#P#P



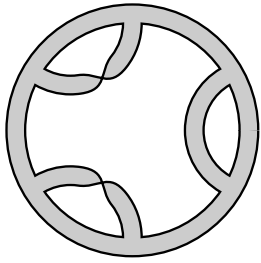
S T P P#P P#P#P




Name: \_\_\_\_\_

Second Exam LJ, Surfaces and Knots, Dave Bayer, April 2, 2002


For each surface diagram shown below, circle the name of the surface it represents.




S T P P#P P#P#P



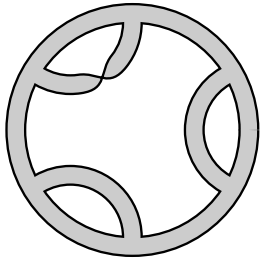
S T P P#P P#P#P




S T P P#P P#P#P




S T P P#P P#P#P




S T P P#P P#P#P




S T P P#P P#P#P



S T P P#P P#P#P




S T P P#P P#P#P




S T P P#P P#P#P




S T P P#P P#P#P




S T P P#P P#P#P




S T P P#P P#P#P




S T P P#P P#P#P




S T P P#P P#P#P



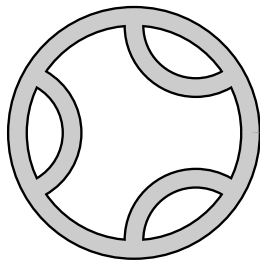
S T P P#P P#P#P




S T P P#P P#P#P



S T P P#P P#P#P



S T P P#P P#P#P



S T P P#P P#P#P

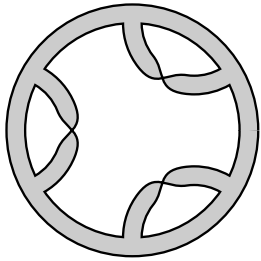


S T P P#P P#P#P


Name: \_\_\_\_\_

Second Exam LK, Surfaces and Knots, Dave Bayer, April 2, 2002


For each surface diagram shown below, circle the name of the surface it represents.




S T P P#P P#P#P



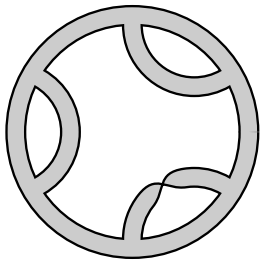
S T P P#P P#P#P




S T P P#P P#P#P




S T P P#P P#P#P




S T P P#P P#P#P



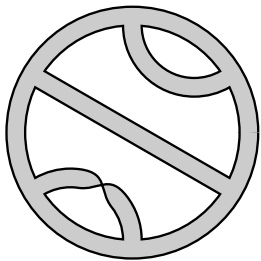
S T P P#P P#P#P



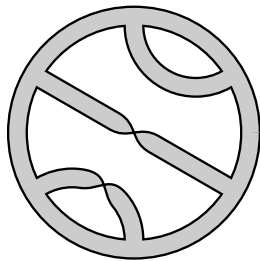
S T P P#P P#P#P




S T P P#P P#P#P



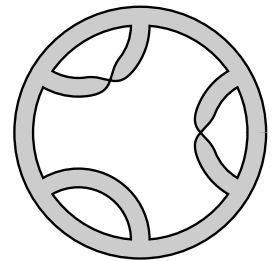
S T P P#P P#P#P




S T P P#P P#P#P




S T P P#P P#P#P




S T P P#P P#P#P




S T P P#P P#P#P




S T P P#P P#P#P



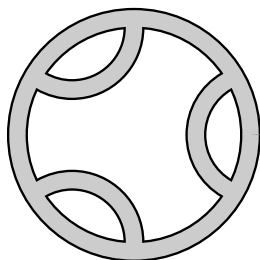
S T P P#P P#P#P




S T P P#P P#P#P




S T P P#P P#P#P



S T P P#P P#P#P



S T P P#P P#P#P




S T P P#P P#P#P


Name: \_\_\_\_\_

Second Exam LL, Surfaces and Knots, Dave Bayer, April 2, 2002


For each surface diagram shown below, circle the name of the surface it represents.




S T P P#P P#P#P



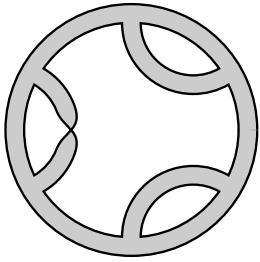
S T P P#P P#P#P




S T P P#P P#P#P




S T P P#P P#P#P



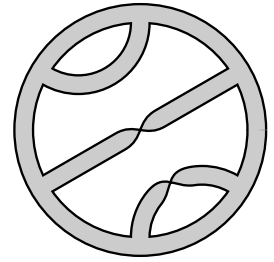
S T P P#P P#P#P



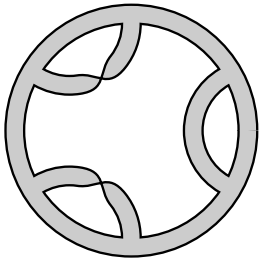
S T P P#P P#P#P




S T P P#P P#P#P




S T P P#P P#P#P




S T P P#P P#P#P




S T P P#P P#P#P



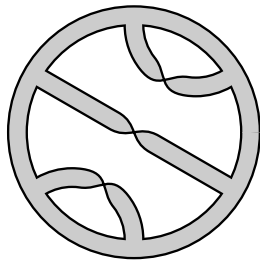
S T P P#P P#P#P




S T P P#P P#P#P



S T P P#P P#P#P




S T P P#P P#P#P




S T P P#P P#P#P




S T P P#P P#P#P




S T P P#P P#P#P



S T P P#P P#P#P



S T P P#P P#P#P




S T P P#P P#P#P


Name: \_\_\_\_\_

Second Exam LM, Surfaces and Knots, Dave Bayer, April 2, 2002


For each surface diagram shown below, circle the name of the surface it represents.



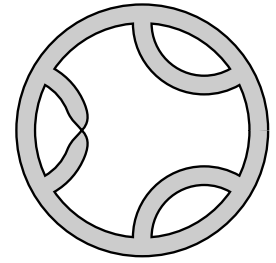
S T P P#P P#P#P




S T P P#P P#P#P




S T P P#P P#P#P




S T P P#P P#P#P



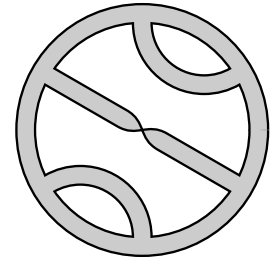
S T P P#P P#P#P




S T P P#P P#P#P



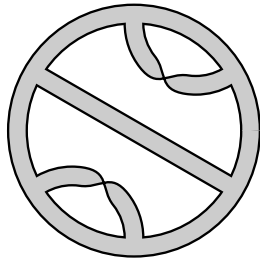
S T P P#P P#P#P




S T P P#P P#P#P



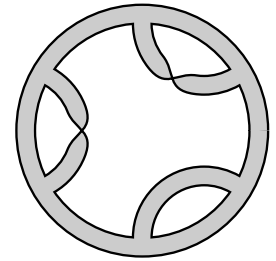
S T P P#P P#P#P




S T P P#P P#P#P




S T P P#P P#P#P




S T P P#P P#P#P



S T P P#P P#P#P



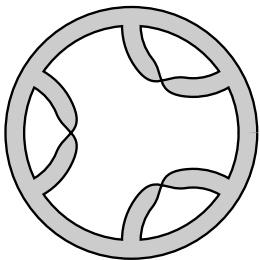
S T P P#P P#P#P




S T P P#P P#P#P




S T P P#P P#P#P



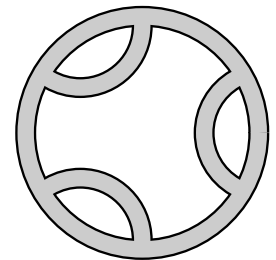
S T P P#P P#P#P



S T P P#P P#P#P



S T P P#P P#P#P

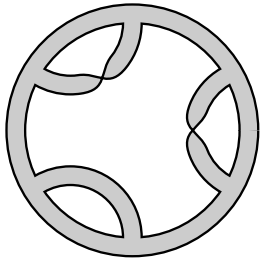


S T P P#P P#P#P

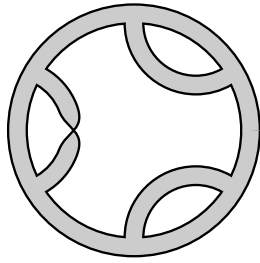
Name: \_\_\_\_\_

Second Exam MA, Surfaces and Knots, Dave Bayer, April 2, 2002


For each surface diagram shown below, circle the name of the surface it represents.




S T P P#P P#P#P




S T P P#P P#P#P



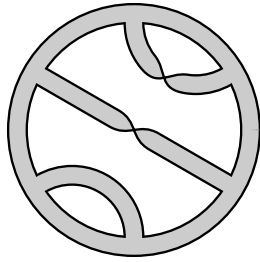
S T P P#P P#P#P




S T P P#P P#P#P




S T P P#P P#P#P



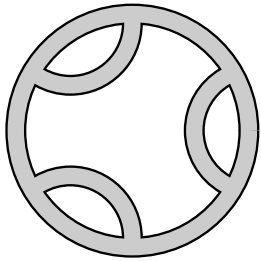
S T P P#P P#P#P




S T P P#P P#P#P




S T P P#P P#P#P




S T P P#P P#P#P



S T P P#P P#P#P




S T P P#P P#P#P




S T P P#P P#P#P



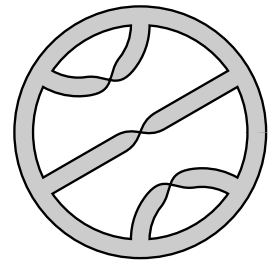
S T P P#P P#P#P




S T P P#P P#P#P



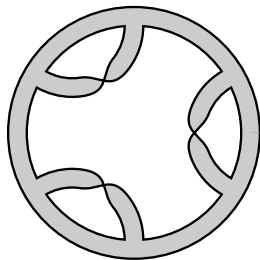
S T P P#P P#P#P




S T P P#P P#P#P




S T P P#P P#P#P



S T P P#P P#P#P



S T P P#P P#P#P




S T P P#P P#P#P


Name: \_\_\_\_\_

Second Exam MB, Surfaces and Knots, Dave Bayer, April 2, 2002


For each surface diagram shown below, circle the name of the surface it represents.




S T P P#P P#P#P



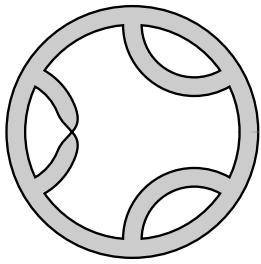
S T P P#P P#P#P




S T P P#P P#P#P




S T P P#P P#P#P




S T P P#P P#P#P




S T P P#P P#P#P



S T P P#P P#P#P




S T P P#P P#P#P



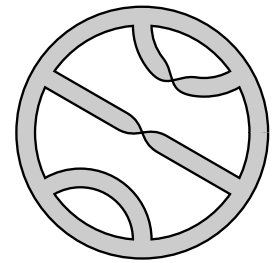
S T P P#P P#P#P



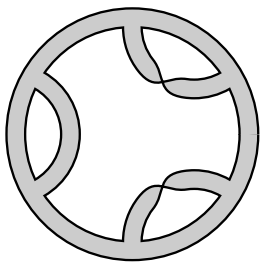
S T P P#P P#P#P




S T P P#P P#P#P



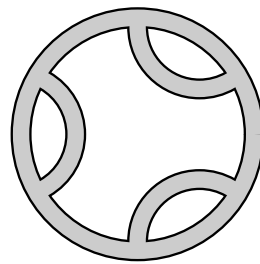
S T P P#P P#P#P




S T P P#P P#P#P



S T P P#P P#P#P




S T P P#P P#P#P




S T P P#P P#P#P




S T P P#P P#P#P



S T P P#P P#P#P



S T P P#P P#P#P




S T P P#P P#P#P


Name: \_\_\_\_\_

Second Exam MC, Surfaces and Knots, Dave Bayer, April 2, 2002


For each surface diagram shown below, circle the name of the surface it represents.




S T P P#P P#P#P




S T P P#P P#P#P




S T P P#P P#P#P




S T P P#P P#P#P




S T P P#P P#P#P




S T P P#P P#P#P



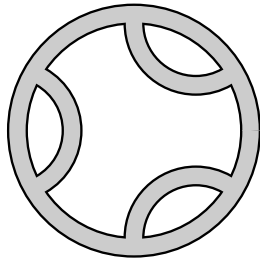
S T P P#P P#P#P




S T P P#P P#P#P



S T P P#P P#P#P




S T P P#P P#P#P



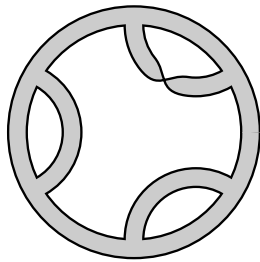
S T P P#P P#P#P




S T P P#P P#P#P



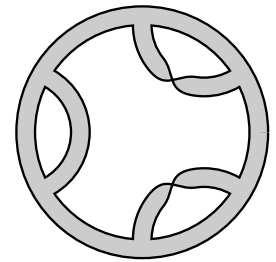
S T P P#P P#P#P




S T P P#P P#P#P



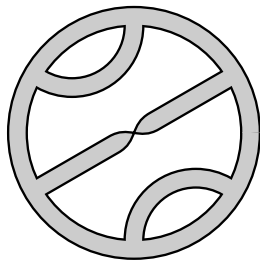
S T P P#P P#P#P



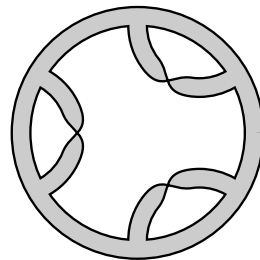
S T P P#P P#P#P



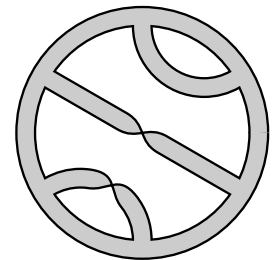
S T P P#P P#P#P



S T P P#P P#P#P



S T P P#P P#P#P




S T P P#P P#P#P

Name: \_\_\_\_\_

Second Exam MD, Surfaces and Knots, Dave Bayer, April 2, 2002


For each surface diagram shown below, circle the name of the surface it represents.



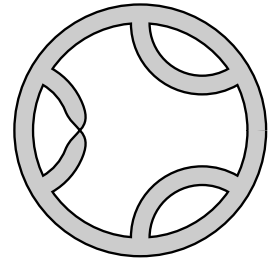
S T P P#P P#P#P



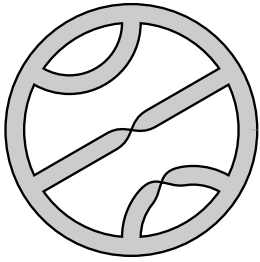
S T P P#P P#P#P




S T P P#P P#P#P



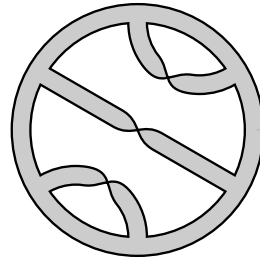
S T P P#P P#P#P




S T P P#P P#P#P




S T P P#P P#P#P




S T P P#P P#P#P




S T P P#P P#P#P



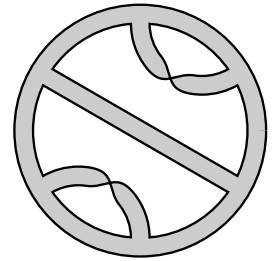
S T P P#P P#P#P




S T P P#P P#P#P




S T P P#P P#P#P




S T P P#P P#P#P



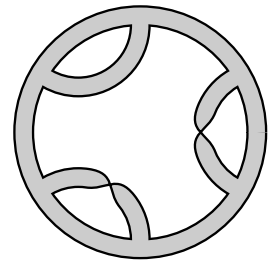
S T P P#P P#P#P




S T P P#P P#P#P




S T P P#P P#P#P




S T P P#P P#P#P



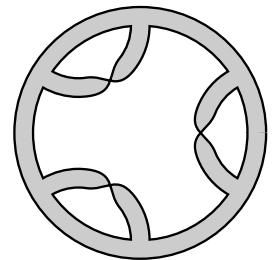
S T P P#P P#P#P



S T P P#P P#P#P



S T P P#P P#P#P




S T P P#P P#P#P



Name: \_\_\_\_\_

Second Exam ME, Surfaces and Knots, Dave Bayer, April 2, 2002


For each surface diagram shown below, circle the name of the surface it represents.



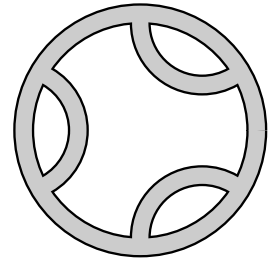
S T P P#P P#P#P



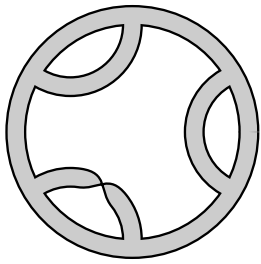
S T P P#P P#P#P




S T P P#P P#P#P




S T P P#P P#P#P




S T P P#P P#P#P




S T P P#P P#P#P




S T P P#P P#P#P




S T P P#P P#P#P




S T P P#P P#P#P



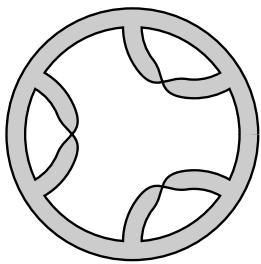
S T P P#P P#P#P




S T P P#P P#P#P




S T P P#P P#P#P




S T P P#P P#P#P



S T P P#P P#P#P




S T P P#P P#P#P




S T P P#P P#P#P




S T P P#P P#P#P



S T P P#P P#P#P



S T P P#P P#P#P

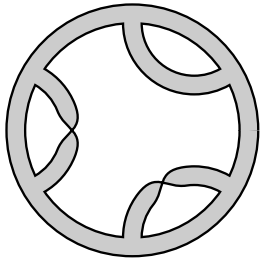


S T P P#P P#P#P


Name: \_\_\_\_\_

Second Exam MF, Surfaces and Knots, Dave Bayer, April 2, 2002


For each surface diagram shown below, circle the name of the surface it represents.



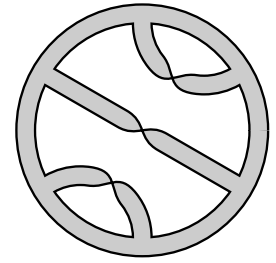
S T P P#P P#P#P




S T P P#P P#P#P



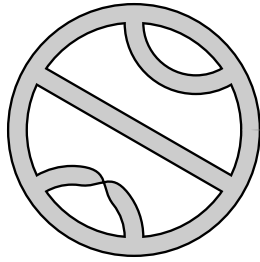
S T P P#P P#P#P




S T P P#P P#P#P




S T P P#P P#P#P




S T P P#P P#P#P



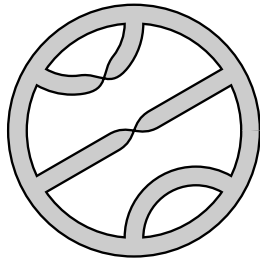
S T P P#P P#P#P




S T P P#P P#P#P




S T P P#P P#P#P




S T P P#P P#P#P




S T P P#P P#P#P




S T P P#P P#P#P




S T P P#P P#P#P




S T P P#P P#P#P




S T P P#P P#P#P



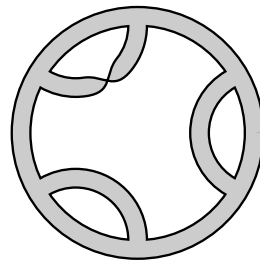
S T P P#P P#P#P



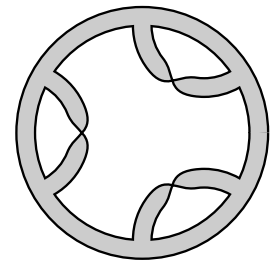
S T P P#P P#P#P



S T P P#P P#P#P



S T P P#P P#P#P




S T P P#P P#P#P


Name: \_\_\_\_\_

Second Exam MG, Surfaces and Knots, Dave Bayer, April 2, 2002


For each surface diagram shown below, circle the name of the surface it represents.




S T P P#P P#P#P



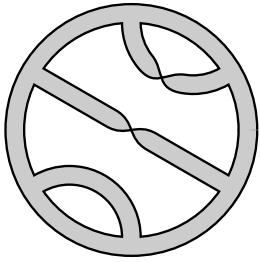
S T P P#P P#P#P




S T P P#P P#P#P




S T P P#P P#P#P



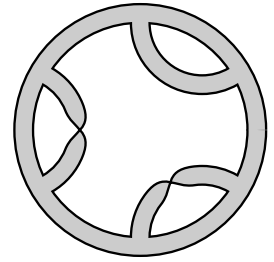
S T P P#P P#P#P




S T P P#P P#P#P




S T P P#P P#P#P



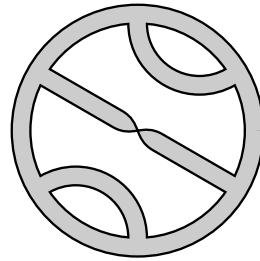
S T P P#P P#P#P



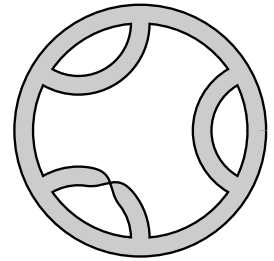
S T P P#P P#P#P




S T P P#P P#P#P




S T P P#P P#P#P




S T P P#P P#P#P




S T P P#P P#P#P




S T P P#P P#P#P




S T P P#P P#P#P




S T P P#P P#P#P



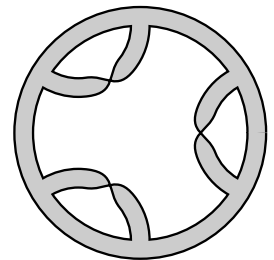
S T P P#P P#P#P



S T P P#P P#P#P



S T P P#P P#P#P




S T P P#P P#P#P


Name: \_\_\_\_\_

Second Exam MH, Surfaces and Knots, Dave Bayer, April 2, 2002

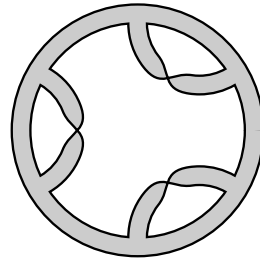
For each surface diagram shown below, circle the name of the surface it represents.



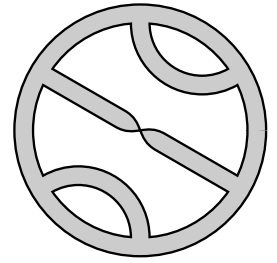
S T P P#P P#P#P




S T P P#P P#P#P



S T P P#P P#P#P




S T P P#P P#P#P




S T P P#P P#P#P




S T P P#P P#P#P




S T P P#P P#P#P




S T P P#P P#P#P




S T P P#P P#P#P



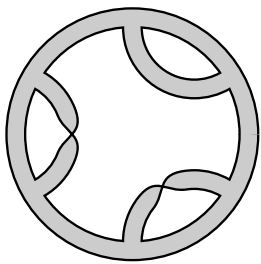
S T P P#P P#P#P




S T P P#P P#P#P




S T P P#P P#P#P




S T P P#P P#P#P



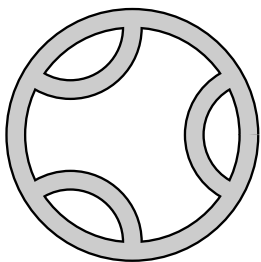
S T P P#P P#P#P




S T P P#P P#P#P




S T P P#P P#P#P



S T P P#P P#P#P



S T P P#P P#P#P



S T P P#P P#P#P

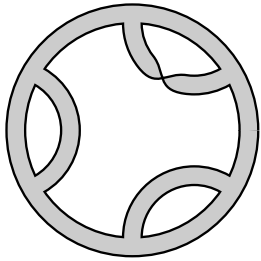


S T P P#P P#P#P


Name: \_\_\_\_\_

Second Exam MI, Surfaces and Knots, Dave Bayer, April 2, 2002

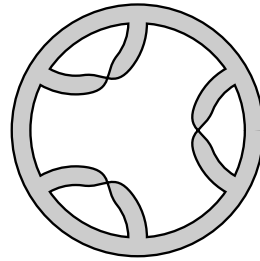
For each surface diagram shown below, circle the name of the surface it represents.




S T P P#P P#P#P




S T P P#P P#P#P



S T P P#P P#P#P




S T P P#P P#P#P




S T P P#P P#P#P




S T P P#P P#P#P



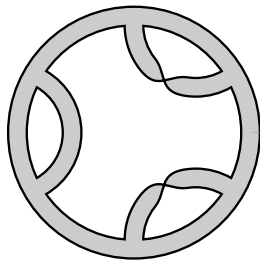
S T P P#P P#P#P




S T P P#P P#P#P




S T P P#P P#P#P




S T P P#P P#P#P



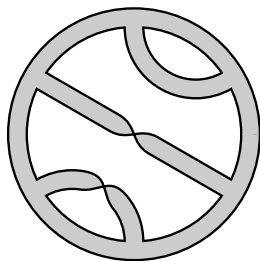
S T P P#P P#P#P



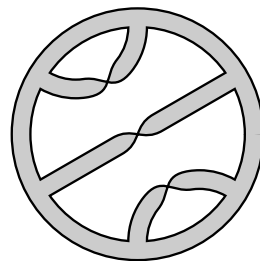
S T P P#P P#P#P




S T P P#P P#P#P




S T P P#P P#P#P




S T P P#P P#P#P




S T P P#P P#P#P




S T P P#P P#P#P



S T P P#P P#P#P



S T P P#P P#P#P




S T P P#P P#P#P


Name: \_\_\_\_\_

Second Exam MJ, Surfaces and Knots, Dave Bayer, April 2, 2002


For each surface diagram shown below, circle the name of the surface it represents.




S T P P#P P#P#P




S T P P#P P#P#P



S T P P#P P#P#P




S T P P#P P#P#P




S T P P#P P#P#P



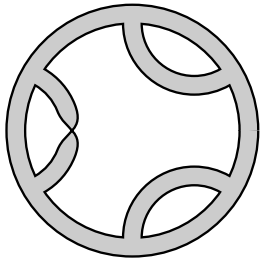
S T P P#P P#P#P




S T P P#P P#P#P




S T P P#P P#P#P



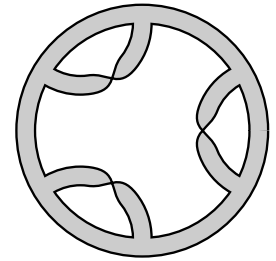
S T P P#P P#P#P




S T P P#P P#P#P




S T P P#P P#P#P



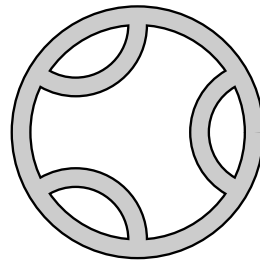
S T P P#P P#P#P




S T P P#P P#P#P



S T P P#P P#P#P




S T P P#P P#P#P




S T P P#P P#P#P




S T P P#P P#P#P



S T P P#P P#P#P



S T P P#P P#P#P

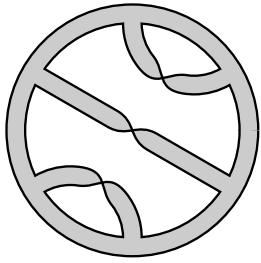


S T P P#P P#P#P


Name: \_\_\_\_\_

Second Exam MK, Surfaces and Knots, Dave Bayer, April 2, 2002

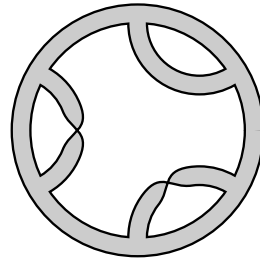
For each surface diagram shown below, circle the name of the surface it represents.




S T P P#P P#P#P




S T P P#P P#P#P



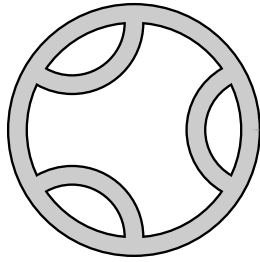
S T P P#P P#P#P



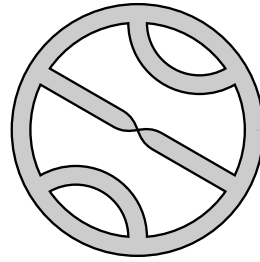
S T P P#P P#P#P




S T P P#P P#P#P




S T P P#P P#P#P



S T P P#P P#P#P




S T P P#P P#P#P




S T P P#P P#P#P




S T P P#P P#P#P




S T P P#P P#P#P




S T P P#P P#P#P




S T P P#P P#P#P




S T P P#P P#P#P




S T P P#P P#P#P




S T P P#P P#P#P




S T P P#P P#P#P



S T P P#P P#P#P



S T P P#P P#P#P




S T P P#P P#P#P


Name: \_\_\_\_\_

Second Exam ML, Surfaces and Knots, Dave Bayer, April 2, 2002


For each surface diagram shown below, circle the name of the surface it represents.



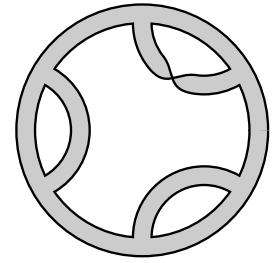
S T P P#P P#P#P



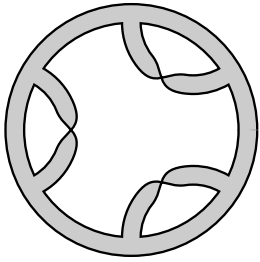
S T P P#P P#P#P




S T P P#P P#P#P



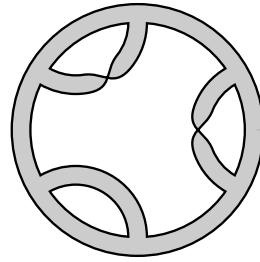
S T P P#P P#P#P




S T P P#P P#P#P




S T P P#P P#P#P




S T P P#P P#P#P




S T P P#P P#P#P



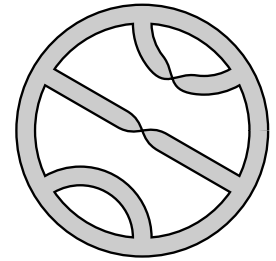
S T P P#P P#P#P




S T P P#P P#P#P




S T P P#P P#P#P




S T P P#P P#P#P




S T P P#P P#P#P



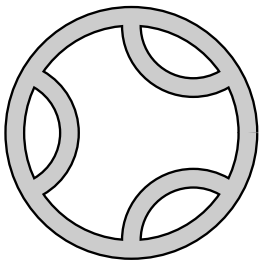
S T P P#P P#P#P




S T P P#P P#P#P




S T P P#P P#P#P



S T P P#P P#P#P



S T P P#P P#P#P



S T P P#P P#P#P



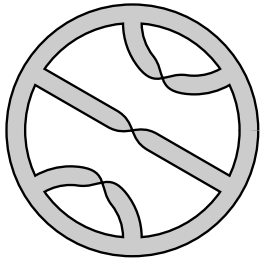
S T P P#P P#P#P




Name: \_\_\_\_\_

Second Exam MM, Surfaces and Knots, Dave Bayer, April 2, 2002


For each surface diagram shown below, circle the name of the surface it represents.




S T P P#P P#P#P



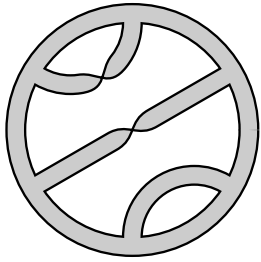
S T P P#P P#P#P




S T P P#P P#P#P




S T P P#P P#P#P




S T P P#P P#P#P




S T P P#P P#P#P




S T P P#P P#P#P




S T P P#P P#P#P




S T P P#P P#P#P




S T P P#P P#P#P



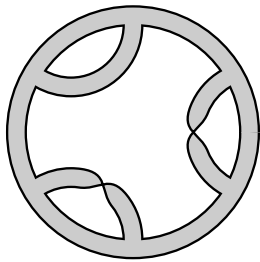
S T P P#P P#P#P




S T P P#P P#P#P



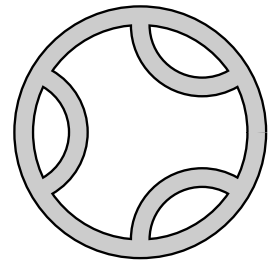
S T P P#P P#P#P



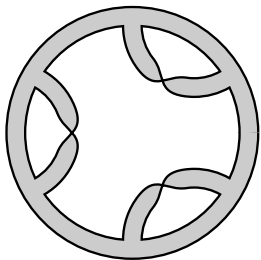
S T P P#P P#P#P



S T P P#P P#P#P



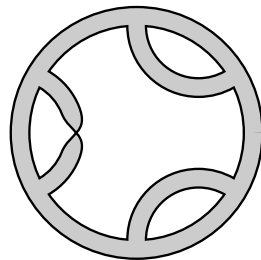
S T P P#P P#P#P




S T P P#P P#P#P



S T P P#P P#P#P



S T P P#P P#P#P



S T P P#P P#P#P