


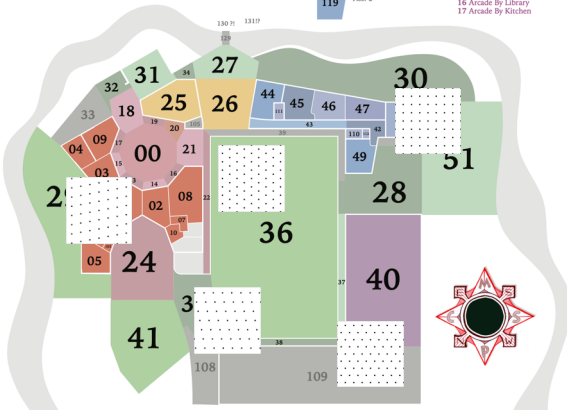
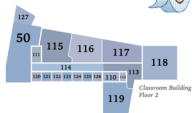
Lattices

- ▶ A *lattice* in the plane is an infinitely repeating grid of points in the plane containing the origin.



An atlas of lattices?

MATHCAMPUS MAP




- 00 Nonagon (Quad)
- 01 Main Lounge
- 02 Academics Lounge
- 03 Games Lounge
- 04 Crafts Lounge
- 05 Silent Study Lounge
- 06 Hallway to Silent Study Lounge
- 07 Storage Room/Laundry Room
- 08 Library
- 09 Kitchen
- 10 Outer Office
- 101 Silent Study Room A
- 102 Silent Study Room B
- 103 Silent Study Room C
- 104 Small Group Silent Study Room
- 13 Arcade By Main Lounge
- 14 Arcade By Academics Lounge
- 15 Arcade By Games Lounge
- 16 Arcade By Library
- 17 Arcade By Kitchen

- 18 Kitchen Deck
- 19 Arcade By Assembly Door
- 20 Arcade By Assembly Stairs
- 21 Deck Between Quad and Field
- 22 Walk by Dorm Edge
- 24 Front Lawn
- 25 Assembly Hall
- 26 Amphitheatre
- 27 Amphitheatre Stage
- 28 Formal Garden
- 29 Side Meadow
- 30 Back Meadow
- 31 Fair Meadow
- 31 Lower Garden
- 32 Middle Garden
- 33 [coming soon]
- 34 Stairs from Garden to Amphitheatre
- 35 Swing Lawn by Staff Deck
- 36 Frisbee Field
- 37 Gym Arcade By Basketball Court
- 38 Gym Arcade By Gym Door
- 39 [coming soon]
- 40 Basketball Court
- 41 President's House
- 42 Classroom Bldg. First Floor Lobby
- 43 First Floor Hallway
- 44 Arch (1A)
- 45 Douglas (1B)
- 46 Osbrow (1C)
- 47 Mint (1D)
- 48 Union (1E)
- 49 Ngo (1F)
- 50 Classroom Building Balcony
- 110 Front Stairs
- 111 Back Stairs
- 112 Elevator
- 113 Second Floor Lobby
- 114 Second Floor Hallway
- 115 Subalpine (2B)
- 116 Georgia (2C)
- 117 Peru (2D)
- 118 Rhode Island (2E)
- 119 Canyonland (2F)
- 120 Study Room Do
- 121 Study Room Re
- 122 Study Room Mi
- 123 Study Room Fa
- 124 Study Room So
- 125 Study Room La
- 126 Study Room Ti
- 127 Stairs from Balcony to Stage
- 128 [coming soon]
- 105 [coming soon]
- 107 [coming soon]
- 108 [coming soon]
- 109 [coming soon]
- 129-140 [coming soon]




Relations between lattices

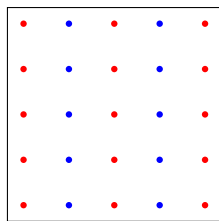
- ▶ Let Λ_1, Λ_2 be lattices satisfying $\Lambda_2 \subseteq \Lambda_1$.
- ▶ Then Λ_1 is a union of finitely many translates of Λ_2 .
- ▶ The number of translates is called the *index* of Λ_2 in Λ_1 , denoted $[\Lambda_1 : \Lambda_2]$.
- ▶ In the example below, $[\Lambda_1 : \Lambda_2] = 2$.



Λ_1

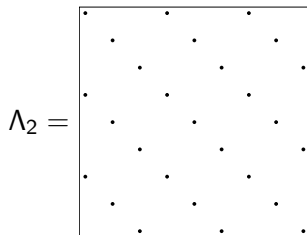
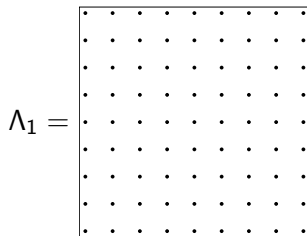


Λ_2

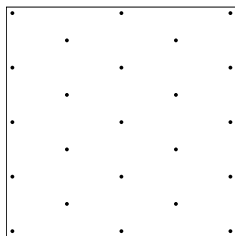


translates of Λ_2 in Λ_1

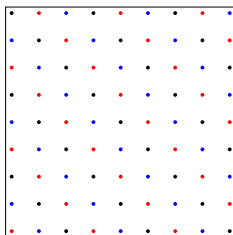
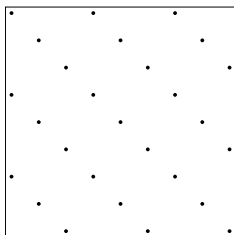
Exercise: computing the index



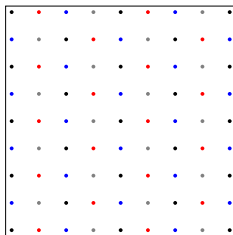
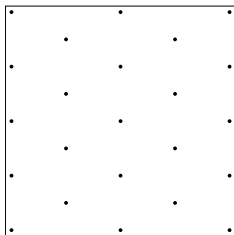
or $\Lambda_2 =$



Exercise: computing the index



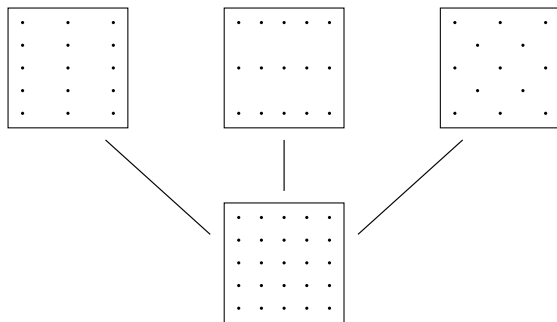
$$[\Lambda_1 : \Lambda_2] = 3$$



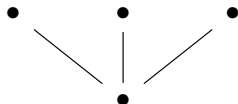
$$[\Lambda_1 : \Lambda_2] = 4$$

Relations between lattices

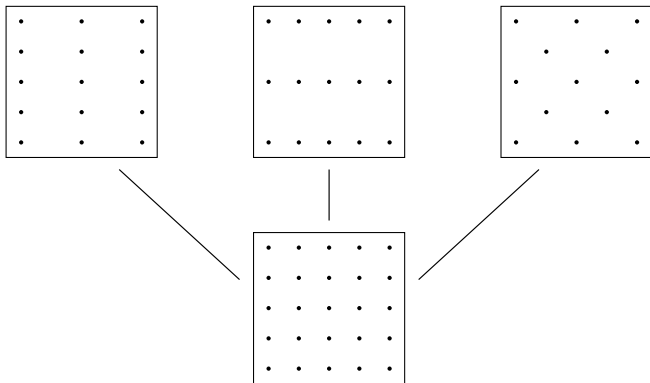
- ▶ For any lattice Λ_1 , there are exactly three lattices Λ_2 satisfying $\Lambda_2 \subset \Lambda_1$ and $[\Lambda_1 : \Lambda_2] = 2$.



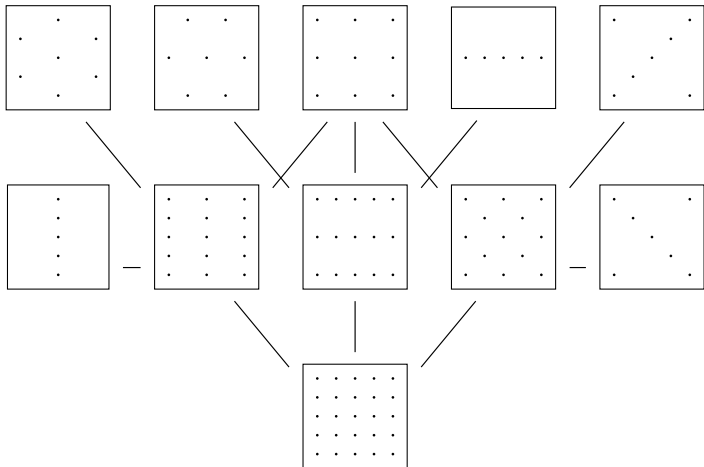
- ▶ We can summarize this information in a graph.



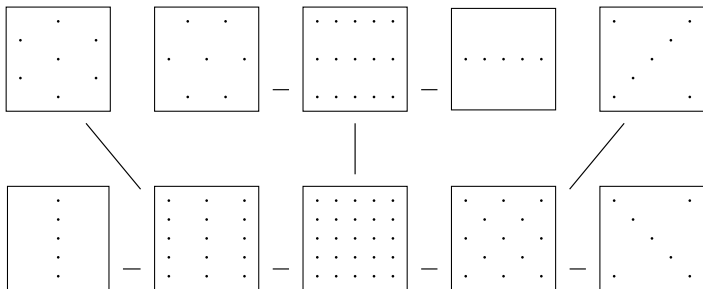
- ▶ We construct a graph as follows:
 - ▶ Each lattice in the plane is a vertex of the graph.
 - ▶ We draw an edge between the lattices Λ_1 and Λ_2 if $\Lambda_2 \subset \Lambda_1$ and $[\Lambda_1 : \Lambda_2] = 2$.
- ▶ We just saw a small piece of the graph:



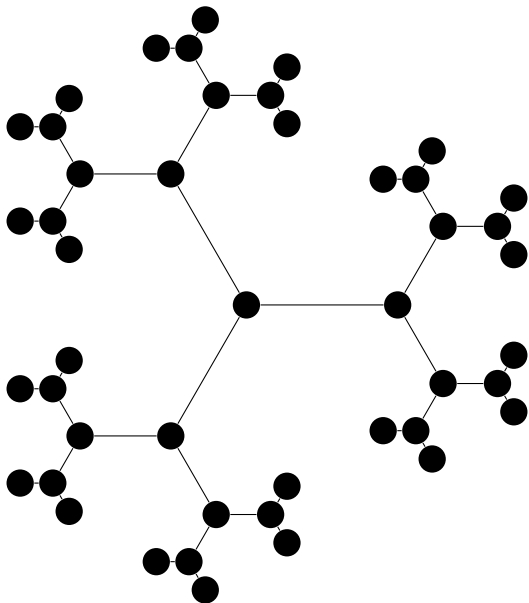
► A slightly larger piece of the graph:



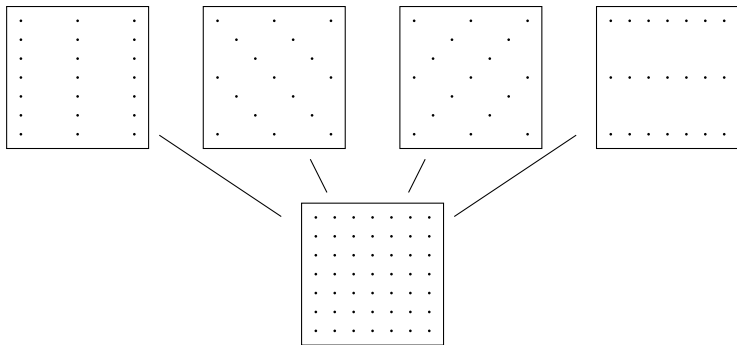
- ▶ Declare two vertices to be *equivalent* if their lattices are related by scaling.



The new graph is an infinite 3-regular tree, called a *Bruhat–Tits tree*.



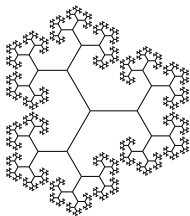
- ▶ Suppose that we instead consider lattices Λ_1, Λ_2 satisfying $[\Lambda_1 : \Lambda_2] = 3$.



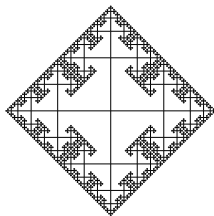
- ▶ We draw a graph according to the same procedure as before:
 - ▶ Each lattice in the plane is a vertex of the graph.
 - ▶ Draw an edge between the lattices Λ_1 and $\Lambda_2 \subset \Lambda_1$ and $[\Lambda_1 : \Lambda_2] = 3$.
 - ▶ Then identify vertices related by scaling of lattices.

A nice pattern


- Suppose we draw an edge between lattices satisfying $[\Lambda_2 : \Lambda_1] = p$:




$$p = 2$$




$$p = 3$$



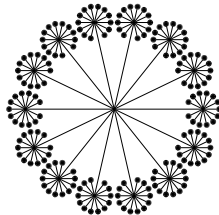
$$p = 5$$



$$p = 7$$

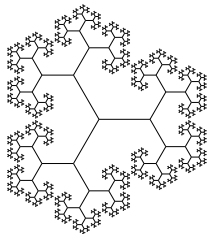


$$p = 11$$




$$p = 13$$


- For any prime p , if we draw an edge between lattices satisfying $[\Lambda_2 : \Lambda_1] = p$, we get an infinite $p + 1$ -regular tree.




$p = 2$



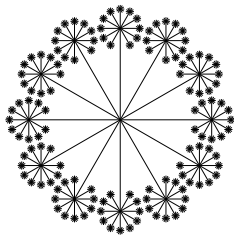
$p = 3$



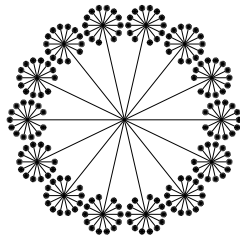
$p = 5$



$p = 7$

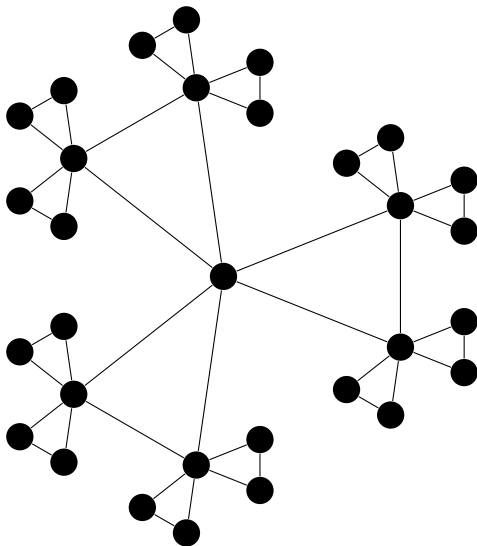


$p = 11$



$p = 13$

If we draw an edge between lattices satisfying $[\Lambda_1 : \Lambda_2] = 4$ for example, we no longer get a tree:



Generalizations of this setup

- ▶ Higher-dimensional lattices
- ▶ Lattices with symmetry

Three-dimensional lattices

- ▶ Construct a graph as follows:
 - ▶ Vertices are lattices in three-dimensional space.
 - ▶ Draw an edge between Λ_1 and Λ_2 if $\Lambda_2 \subset \Lambda_1$ and $[\Lambda_1 : \Lambda_2] = 2$.
- ▶ Then identify two vertices if their lattices are related by scaling.
- ▶ The resulting graph is called a *building*.

A building

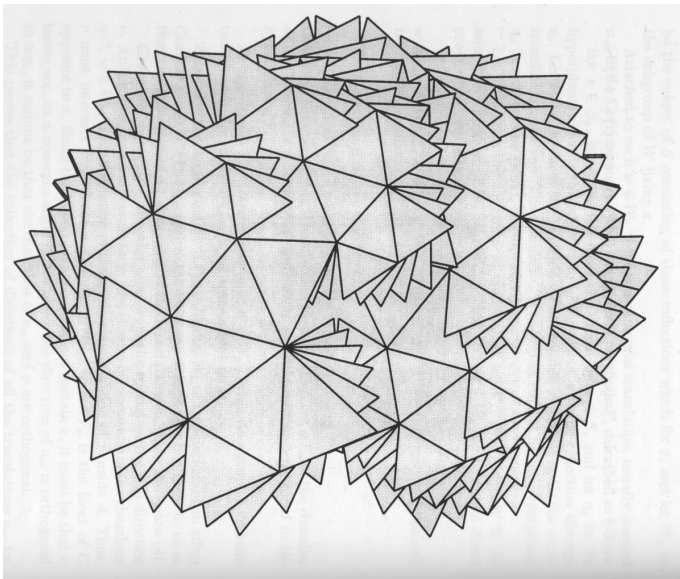



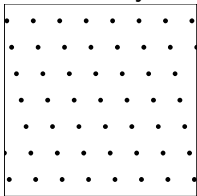
Image credit: P. Garrett, *Buildings and Classical Groups*

Mathcamp p -adic expansion plan




Symmetries of lattices in two dimensions

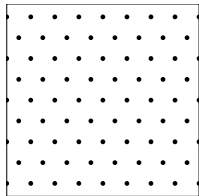
- ▶ All lattices have twofold rotational symmetry.
- ▶ In the plane, some lattices also have fourfold or sixfold rotational symmetry.



Twofold symmetry

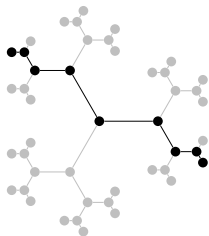


Fourfold symmetry

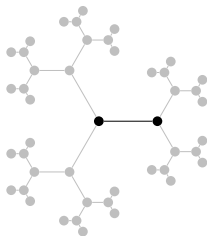


Sixfold symmetry

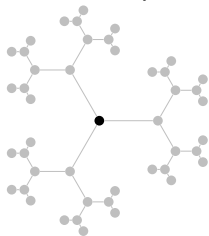
- ▶ Which lattices have more than twofold symmetry?
- ▶ On the Bruhat–Tits tree, the set of vertices corresponding to lattices with fourfold or sixfold symmetry is either:



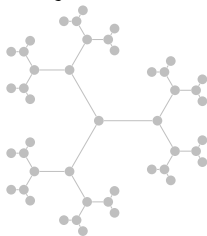
an infinite path,



two adjacent vertices,



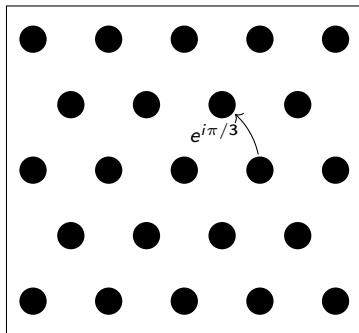
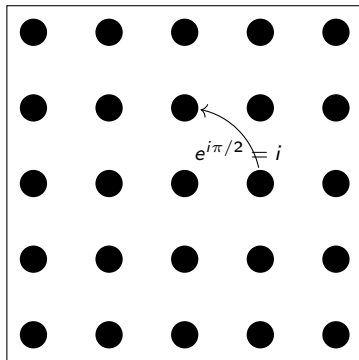
a single vertex, or



empty


Symmetries and complex numbers

- ▶ Before moving to higher dimensions, let's consider how to express symmetries using complex numbers.
- ▶ In the complex plane, multiplication by $e^{i\theta}$ corresponds to rotation by θ .




Symmetries and complex numbers

- ▶ A lattice Λ has fourfold rotational symmetry if and only if $i\Lambda = \Lambda$.
- ▶ If $i\Lambda = \Lambda$, then $(1+i)\Lambda \subset \Lambda$, since the sum of two elements of Λ is also in Λ .
- ▶ Exercise: draw $(1+i)\Lambda$.




Λ




$(1+i)\Lambda$

Symmetries and complex numbers

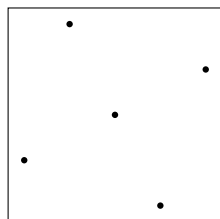
- ▶ A lattice Λ has fourfold rotational symmetry if and only if $i\Lambda = \Lambda$.
- ▶ If $i\Lambda = \Lambda$, then $(1+i)\Lambda \subset \Lambda$, since the sum of two elements of Λ is also in Λ . Similarly, $(a+bi)\Lambda \subset \Lambda$ for all $a, b \in \mathbb{Z}$.



Λ



$(1+i)\Lambda$



$(2+i)\Lambda$

- ▶ For any lattice $\Lambda \subset \mathbb{C}$, define

$$\text{End}(\Lambda) := \{z \in \mathbb{C} \mid z\Lambda \subseteq \Lambda\} .$$

- ▶ For most lattices Λ , $\text{End}(\Lambda) = \mathbb{Z}$. But $\text{End}(\Lambda)$ can be an order such as $\mathbb{Z}[i]$ or $\mathbb{Z}[\omega]$, as we just saw.
- ▶ If $\text{End}(\Lambda)$ is an order (i.e. if $\text{End}(\Lambda)$ is a lattice), then we say that Λ is an $\text{End}(\Lambda)$ -*ideal*.

- ▶ Our construction of Ramanujan graphs will involve lattices in four dimensions with symmetry.
- ▶ We will need a four-dimensional replacement for the complex numbers.
- ▶ We will use the *quaternions*.

Quaternions

- ▶ Define the set of *quaternions* by

$$\mathbb{H} := \{a + bi + cj + dk \mid a, b, c, d \in \mathbb{R}\}.$$

- ▶ Multiplication of quaternions is defined by the rules

$$i^2 = j^2 = k^2 = -1,$$

$$ij = -ji = k, \quad ki = -ik = j, \quad jk = -kj = i.$$

Orders and ideals in \mathbb{H}

- ▶ An *order* in \mathbb{H} is a lattice $\mathcal{O} \subset \mathbb{H}$ such that:
 - ▶ $1 \in \mathcal{O}$.
 - ▶ For all $z_1, z_2 \in \mathcal{O}$, $z_1 z_2 \in \mathcal{O}$.
- ▶ Let Λ be a lattice in \mathbb{H} , and let \mathcal{O} be an order in \mathbb{H} . We say that Λ is a *left \mathcal{O} -ideal* if

$$\{z \in \mathbb{H} \mid z\Lambda \subseteq \Lambda\} = \mathcal{O}.$$

Exercise: orders in \mathbb{H}

- ▶ An *order* in \mathbb{H} is a lattice $\mathcal{O} \subset \mathbb{H}$ such that:
 - ▶ $1 \in \mathcal{O}$.
 - ▶ For all $z_1, z_2 \in \mathcal{O}$, $z_1 z_2 \in \mathcal{O}$.
- ▶ Which of these are orders in \mathbb{H} ?

\mathbb{Z}

$$\{a + bi + cj + dk \mid a, b, c, d \in \mathbb{Z}\}$$

$$\{a + bi + cj + dk \mid a, b, c, d \in 2\mathbb{Z}\}$$

$$\{a + bi + cj + dk \mid a \in \mathbb{Z}, b, c, d \in 2\mathbb{Z}\}$$

$$\{a + bi + cj + dk \mid a, b, c, d \in \frac{1}{2}\mathbb{Z}\}$$

Exercise: orders in \mathbb{H}

- ▶ Which of these are orders?

\mathbb{Z} **No**

\mathbb{Z} is not a lattice in \mathbb{H} .

$$\{a + bi + cj + dk \mid a, b, c, d \in \mathbb{Z}\} \text{ **Yes**}$$

$$\{a + bi + cj + dk \mid a, b, c, d \in 2\mathbb{Z}\} \text{ **No**}$$

Does not contain 1.

$$\{a + bi + cj + dk \mid a \in \mathbb{Z}, b, c, d \in 2\mathbb{Z}\} \text{ **Yes**}$$

$$\{a + bi + cj + dk \mid a, b, c, d \in \frac{1}{2}\mathbb{Z}\} \text{ **No**}$$

$1/2$ is in the lattice but $(1/2)^2$ is not.

An order in \mathbb{H}

- ▶ Consider the lattice \mathcal{O} in \mathbb{H} generated by

$$1, \quad \frac{i - \sqrt{3}k}{2}, \quad i - \sqrt{3}j, \quad \frac{1 + 3i + \sqrt{3}j + \sqrt{3}k}{2}.$$

- ▶ \mathcal{O} is an order: $1 \in \mathcal{O}$ and for all $z_1, z_2 \in \mathcal{O}$, $z_1 z_2 \in \mathcal{O}$. For example, we can check that

$$\begin{aligned} & \left(\frac{i - \sqrt{3}k}{2} \right) (i - \sqrt{3}j) \\ &= \frac{1}{2} (i \cdot i - i \cdot \sqrt{3}j - \sqrt{3}k \cdot i + \sqrt{3}k \cdot \sqrt{3}j) \\ &= \frac{1}{2} (-1 - \sqrt{3}k - \sqrt{3}j - 3i) \\ &= -\frac{1 + 3i + \sqrt{3}j + \sqrt{3}k}{2} \in \mathcal{O}. \end{aligned}$$

- ▶ We will describe a procedure that constructs a graph given:
 - ▶ An order $\mathcal{O} \subset \mathbb{H}$.
 - ▶ A prime p .
- ▶ It will turn out that this graph is *usually* Ramanujan.
- ▶ More precisely, for any fixed \mathcal{O} , the graph is Ramanujan for all but finitely many p .
- ▶ We will show how to construct the Ramanujan graph from the first lecture using this procedure.